

Guide to TPAC Online Drop-In Advising

Have quick questions for a Liberal Studies or Teacher Credential Academic Advisor?
Stop by for TPAC's Online Drop-In Advising during our regular hours!

HOW TO JOIN

All online drop-in advising will be held via **zoom**, which allows for video or audio conferencing from your desktop or mobile device. Students have the option to NOT use the camera feature if they do not want to, but they must have audio/microphone on in order to connect. Before you enter the meeting room, type in your **First and Last Name**, if possible.

COMPUTER	Go to https://csulb.zoom.us/j/418736275 . You may be instructed to download the Zoom application if you have not already done so.
APP	Open the Zoom app on your device. Enter the Meeting ID, 418-736-275 .
PHONE	Dial 669-900-6833 and enter the Meeting ID, 418-736-275 .

WAITING ROOM

After you join, you will enter a **"Waiting Room"** until the host lets you in. The Advisors may be temporarily helping others and will let students in a first-come, first-serve basis. Make sure to have your questions ready!

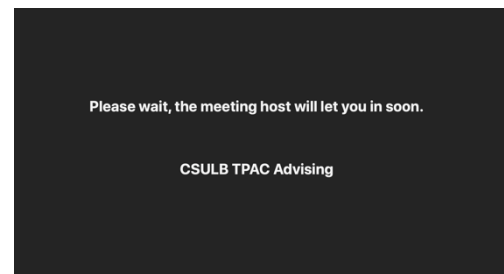


Image Above: Zoom "Waiting Room" screen before entering the TPAC Advising room.

WHAT TO EXPECT FROM DROP-IN ADVISING

Once you are in the room, you will be greeted by the TPAC Coordinator, with Liberal Studies and Credential Advisors in the Channel. When prompted, **unmute** your audio to speak or type your questions in the **Chat** box. If there are other students waiting or if the information is more personal, you will be asked to enter a **"Breakout Room"** which is a private, virtual room for you to connect one-one-one with an Advisor.

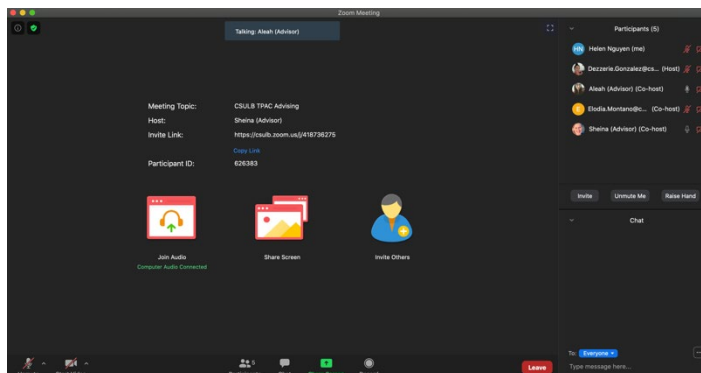


Image Left: TPAC Advising Room with all participants, including the host, Advisors, and other students.

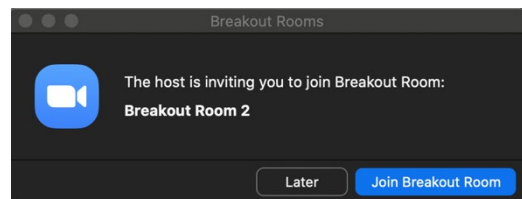


Image Left: Zoom "Breakout Room" invitation to enter a private virtual room and chat with an Advisor.

Visit the Website at <https://www.csulb.edu/college-of-education/liberal-studies> for Weekly Online Drop-In Advising Hours.