



**Student Success Survey Response Summary
College Wide
AY 2015-2016**

Program Information



For the purposes of this survey, please select one program from the list below that you will have in mind as you complete this survey.

#	Answer	Bar	Response	%
1	Curriculum and Instruction-Elementary/Secondary Masters		8	1.39%
2	Dual Language Development Masters		7	1.22%
4	Early Childhood Education Masters		16	2.78%
5	Educational Administration Masters and/or Administrative I or II Credential		12	2.09%
6	Educational Leadership Doctoral Program (Ed.D)		31	5.39%
7	Educational Psychology Masters		1	0.17%
8	Education Specialist Preliminary Credential		31	5.39%
9	Education Specialist Master and/or Level II or Clear Credential		7	1.22%
10	Educational Technology and Media Leadership (EdTech) Masters		10	1.74%
11	Liberal Studies, B.A		99	17.22%
12	Library Media Teacher Credential		2	0.35%
13	Marriage and Family Therapy Masters		14	2.43%
14	Math Education Masters		4	0.70%
15	Multiple Subject Credential		82	14.26%
16	School Counseling Masters/PPS Credential		20	3.48%
17	School Psychology EdS Degree/PPS Credential		16	2.78%
18	Single Subject Credential		161	28.00%
19	Social and Cultural Analysis of Education (SCAE) Masters		12	2.09%
20	Student Development in Higher Education (SDHE) Masters		24	4.17%
21	Urban Dual (UDCP) Credential		11	1.91%
22	Not sure which program I am in		3	0.52%
23	Reading Authorization Program		4	0.70%
	Total		575	100.00%



Please choose your program specialization below:

#	Answer	Bar	Response	%
1	C&I - Elementary Education		4	50.00%
2	C&I - Secondary Education		4	50.00%
	Total		8	100.00%











Please choose your program specialization below:

#	Answer	Bar	Response	%
1	Ed.D - Community College/Higher Ed		15	48.39%
2	Ed.D - PK-12 Education		16	51.61%
	Total		31	100.00%

Please choose your program specialization below:

#	Answer	Bar	Response	%
1	Liberal Studies - ITEP		73	73.74%
2	Liberal Studies - Track 1		26	26.26%
	Total		99	100.00%

Please choose your program specialization below:

#	Answer	Bar	Response	%
1	Single Subject Credential - Art Education		13	8.07%
2	Single Subject Credential - English Education		36	22.36%
3	Single Subject Credential - Health Science Education		9	5.59%
4	Single Subject Credential - Languages Other Than English Education		16	9.94%
5	Single Subject Credential - Mathematics Education		22	13.66%
6	Single Subject Credential - Music Education		2	1.24%
7	Single Subject Credential - Physical Education		9	5.59%
8	Single Subject Credential - Science Education		21	13.04%
9	Single Subject Credential - Social Sciece Education		32	19.88%
10	Other		1	0.62%
	Total		161	100.00%

Other
Health/PE

CED Academic Environment

Please rate your level of agreement with the following statements about the College of Education's academic environment.

#	Question	Strongly Agree	Agree	Neutral	Disagree	Strongly Disagree	Response	Average Value
1	Faculty empower me to learn here.	258	202	51	24	10	545	4.24
2	Faculty are responsive to my questions.	289	177	50	21	6	543	4.33
3	My program advisor has strong knowledge of program requirements	313	134	69	15	12	543	4.33
4	My program advisor is responsive to my questions.	297	135	65	29	17	543	4.23
5	My program advisor is available to communicate with me.	284	143	70	29	18	544	4.19
6	I have access to technology to support my learning.	310	175	48	7	3	543	4.44
7	The physical classroom space is conducive to learning.	246	193	69	27	6	541	4.19
8	I have access to the support I need to succeed academically.	263	183	55	26	16	543	4.20

CED Climate for Success

Please rate your level of agreement with the following statements about the College of Education's Climate for Success.

#	Question	Strongly Agree	Agree	Neutral	Disagree	Strongly Disagree	Response	Average Value
1	At least one faculty member has taken an interest in my development.	255	147	78	30	14	524	4.14
2	At least one college staff member has taken an interest in my development.	202	123	134	46	19	524	3.85
3	Staff in the college are supportive.	220	178	89	22	14	523	4.09
4	I feel there is a strong support network among students in my program.	229	163	87	34	11	524	4.08
5	I see myself as part of a college community.	159	169	137	40	18	523	3.79
6	I feel that the College of Education promotes inclusiveness and respect for diversity.	256	172	71	14	10	523	4.24
7	My program emphasizes respect for students from all racial, ethnic, social and economic backgrounds.	308	159	39	13	4	523	4.44
8	I feel the College of Education and my program are sensitive to my non-academic responsibilities (work, family, etc.)	192	142	92	54	43	523	3.74

Quality of Services and Interactions

Please rate your level of satisfaction with the quality of each of the following:

#	Question	Very Satisfied	Satisfied	Dissatisfied	Very Dissatisfied	Response	Average Value
1	Financial aid and scholarship availability	129	214	58	25	426	3.05
2	Advising related to financial aid and scholarships	85	159	85	31	360	2.83
3	Library resources in my field	166	225	24	4	419	3.32
4	Support for writing	114	158	44	7	323	3.17
5	Counseling support services	125	128	41	14	308	3.18
6	Advising in my program	209	171	45	37	462	3.19
7	Support for students with special needs	103	86	30	7	226	3.26
8	Timeliness of information relevant to my academic progress	170	227	57	20	474	3.15
9	Accuracy of information relevant to my academic progress	184	228	53	16	481	3.21
10	Availability of the technology necessary for my academic program	195	226	35	3	459	3.34
11	Availability of courses in the semesters I need to make academic progress	179	206	74	39	498	3.05
12	The times (hours and/or days of the week) at which courses in my program are offered	153	209	93	39	494	2.96

Using the grid below, mark the place that best describes the quality of your interactions with the following:

In my interactions with **other students** in the College of Education, I have found them to be:

#	Question	Very (5)	(4)	Neutral (3)	(2)	Not At All (1)	Response	Average Value
1	Friendly	281	170	42	6	6	505	4.41
2	Inclusive	229	153	93	18	10	503	4.14
3	Supportive	255	153	74	11	8	501	4.27

In my interactions with **faculty members** in the College of Education, I have found them to be:

#	Question	Very (5)	(4)	Neutral (3)	(2)	Not At All (1)	Response	Average Value
1	Available	260	166	56	19	5	506	4.30
2	Helpful	269	144	65	20	8	506	4.28
3	Sympathetic to Student Needs	238	146	73	33	13	503	4.12

In my interactions with **staff** in the College of Education, I have found them to be:

#	Question	Very (5)	(4)	Neutral (3)	(2)	Not At All (1)	Response	Average Value
1	Helpful	269	145	69	15	7	505	4.30
2	Considerate	256	153	68	14	13	504	4.24
3	Accommodating	246	151	78	19	11	505	4.19

Activities and Experiences in the CED

In your experiences in the College of Education and your program during the current academic year, how often have you:

#	Question	Very Often	Often	Sometimes	Never	Response	Average Value
1	Asked questions in class or contributed to class discussions.	249	143	94	6	492	3.29
2	Experienced class discussions and/or assignments that were inclusive of diverse perspectives (race, religion, gender, political beliefs, etc.)	258	150	70	13	491	3.33
3	Come to class without completing readings or assignments.	49	48	240	154	491	1.98
4	Worked with other students on assignments or readings outside of class.	164	134	167	26	491	2.89
5	Discussed grades or assignments with an instructor.	106	136	192	54	488	2.60
6	Talked about career plans with a faculty member or advisor.	101	128	159	102	490	2.47
7	Discussed ideas from readings or class work with a faculty member outside of class.	84	82	152	171	489	2.16
8	Received useful written or oral feedback from a professor about your academic performance.	191	171	101	27	490	3.07
9	Had meaningful conversations with students who are very different from you in terms of race, religious beliefs, political views, personal values, etc.	183	147	132	28	490	2.99
10	Been clear about what the course instructor expects from students.	194	187	100	9	490	3.16
11	Received clear instructions about course requirements and assignments.	207	192	83	7	489	3.22
12	Engaged with faculty in research opportunities.	74	50	83	282	489	1.83

On average, how much time do you spend on the following activities during the typical week:

#	Question	Less than 1 hour	1-2 hours	3-5 hours	6-10 hours	Over 20 hours	Response	Average Value
1	Studying/Homework	8	37	157	220	60	482	3.60
2	Attending classes/labs	7	18	120	287	44	476	3.72
3	Commuting to and from campus	115	162	126	66	9	478	2.36
4	Participation in extracurricular on-campus activities (clubs, student orgs, etc.)	367	51	43	14	7	482	1.43
5	Other “non-academic”/personal obligations	59	41	71	74	236	481	3.80

Please indicate your level of agreement with the following statements:



#	Question	Strongly Agree	Agree	Neutral	Disagree	Strongly Disagree	Response	Average Value
1	Taking classes in my program has positively influenced my interest in the subject/field of study.	255	163	30	24	12	484	4.29
2	Things I learn in my courses relate to the real world.	232	180	39	24	7	482	4.26
3	I feel like I am making timely progress toward completing my program, in line with my expectations.	245	158	34	37	9	483	4.23
4	I would recommend my program to others.	247	123	65	25	24	484	4.12
5	Overall, the courses in my program are academically challenging.	220	162	70	17	15	484	4.15

Indicate your level of agreement with the following statements:



Success in my courses mainly requires...

#	Question	Strongly Agree	Agree	Neutral	Disagree	Strongly Disagree	Response	Average Value
1	Memorizing facts, methods, procedures	62	144	106	123	45	480	3.11
2	Writing a summary of our readings	86	184	102	85	25	482	3.46
3	Offering my opinion, expressing my feelings or beliefs	166	221	63	25	7	482	4.07
4	Analyzing theories, concepts, or ideas	211	215	40	10	6	482	4.28
5	Synthesizing new information or ideas	209	204	47	17	4	481	4.24
6	Making judgments about the value of ideas	158	214	81	18	11	482	4.02
7	Applying learned ideas in practical situations	251	161	45	13	11	481	4.31

During your time in your College of Education, have you ever considered changing your program?

#	Answer	Bar	Response	%
1	Yes		115	23.71%
2	No		370	76.29%
	Total		485	100.00%

During your time as a student in the College of Education, have you ever considered leaving CSULB?







#	Answer	Bar	Response	%
1	Yes		104	21.44%
2	No		381	78.56%
	Total		485	100.00%

Liberal Studies

Are you a native CSULB student or did you transfer from a community college?

#	Answer	Bar	Response	%
1	Native		32	42.11%
2	Transfer		44	57.89%
	Total		76	100.00%

How often did you seek program advising from either a staff or faculty member during your program?

#	Answer	Bar	Response	%
1	Weekly		1	1.32%
2	A few times per semester		37	48.68%
3	Once a semester		30	39.47%
4	Once a year		6	7.89%
5	Never		1	1.32%
6	I don't remember		1	1.32%
	Total		76	100.00%

Please rate your level of general satisfaction with the service in each of the following:

#	Question	Very Satisfied	Satisfied	Dissatisfied	Very Dissatisfied	Response	Average Value
1	The Liberal Studies advisors	46	27	2	-	75	1.41
2	The Office of Clinical Practice (formerly the SERVE office)	21	37	6	2	66	1.83
3	The TPAC Office	20	20	2	-	42	1.57
4	The Credential Center	20	16	1	-	37	1.49
5	The Field Placement Office	17	20	2	1	40	1.68






How many times have you attempted each CSET sub-test?

#	Question	0 attempts	1 attempt	2 attempts	3 attempts	4 or more attempts	Response	Average Value
1	Sub-test 1 (Reading, Language, Literature, History, & Social Science)	70	4	-	1	-	75	1.09
2	Sub-test 2 (Sciences & Mathematics)	69	6	-	-	-	75	1.08
3	Sub-test 3 (Physical Education, Human Development, Visual & Performing Arts)	67	6	2	-	-	75	1.13

On which attempt did you pass each CSET sub-test?

#	Question	First attempt	Second attempt	Third attempt	Fourth or more attempt	Have not passed	Response	Average Value
1	Sub-test 1 (Reading, Language, Literature, History, & Social Science)	6	-	-	-	52	58	4.59
2	Sub-test 2 (Sciences & Mathematics)	6	-	-	-	50	56	4.57
3	Sub-test 3 (Physical Education, Human Development, Visual & Performing Arts)	6	2	-	-	48	56	4.46




What study strategies have you used to prepare for the CSET in the past? (Choose all that apply)

#	Answer	Bar	Response	%
1	No extra preparation outside of courses		19	34.55%
2	Used study materials on official CSET website		7	12.73%
3	Used published CSET study guides I bought in a bookstore or were given to me.		15	27.27%
4	Volunteer study group with one or more peers		0	0.00%
5	Paid a fee to attend a workshop (e.g., Orange County Department of Education, CSULB Extension)		2	3.64%
6	Other (please specify)		12	21.82%
	Total		55	100.00%









Other (please specify)	
have ot planned on taking it yet.	
have not attempted	
Have not yet took the test	
haven't taken it	
Have not started preparing for the CSET	

About You

Gender

#	Answer	Bar	Response	%
1	Male		98	20.25%
2	Female		370	76.45%
3	Other and/or Decline to state		16	3.31%
	Total		484	100.00%

Race/Ethnicity *(select all that apply)*

#	Answer	Bar	Response	%
1	Native-American or Alaskan Native		14	2.89%
2	African-American/Black		26	5.37%
3	Latino/Latina/Hispanic		182	37.60%
4	Asian		79	16.32%
5	Native Hawaiian or Other Pacific Islander		6	1.24%
6	Caucasian/White		176	36.36%
7	Other/Unknown		21	4.34%
8	Decline to State		36	7.44%
	Total		540	100.00%

In your own words, how would you describe your ethnicity? *(Optional)*

Text Entry

I am hispanic.
 Mixed
 Hispanic
 Mexican born. Of Latino culture.
 African American
 I am an Asian American. To be more specific, I identify as a Taiwanese American.
 Mexican-American
 Look white, have latino last name. Racially fluid.
 Original Hebrew Yisraelite,
 Indigenous Latina

What is the primary language spoken in your home?

#	Answer	Bar	Response	%
1	Chinese		1	1.32%
2	English		49	64.47%
3	Khmer		1	1.32%
4	Korean		0	0.00%
5	Spanish		20	26.32%
6	Vietnamese		2	2.63%
7	Other		3	3.95%
	Total		76	100.00%

Other	
Japanese	
Thai	
Malay	


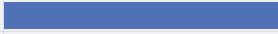


To the best of your knowledge, what is your cumulative GPA at this time?

Text Entry	
4	
2.44	
3.89	
3.3	
3.9	
3.45	
3.2	
4	
3.5	
4	







On average, how much time would you say you spend on the following activities in the typical week:

#	Question	Less than 1 hour	1-2 hours	3-5 hours	6-10 hours	Over 20 hours	Response	Average Value
1	Working (for pay) on campus	393	4	11	27	28	463	1.47
2	Working (for pay) off campus	111	11	21	66	266	475	3.77
3	Caring for dependents living with you (parents/guardians, children, spouse)	207	51	51	55	108	472	2.59
4	Recreational activities (e.g., watching TV, sports, social media)	36	115	179	121	29	480	2.98

**Which of the following describes college attendance in your family?
(Choose all that apply)**

#	Answer	Bar	Response	%
2	My mother attended college.		195	51.05%
1	My father attended college.		189	49.48%
3	At least one of my siblings has attended (or is currently attending) college.		0	0.00%
4	I am the first person in my immediate family to attend college.		148	38.74%
5	I prefer not to answer.		8	2.09%
	Total		540	100.00%

How many semesters have you been enrolled in your program?

#	Answer	Bar	Response	%
1	1-2		237	49.58%
2	3-4		151	31.59%
3	5-6		49	10.25%
4	7-8		18	3.77%
5	9-10		16	3.35%
6	More than 10		7	1.46%
	Total		478	100.00%

In what term and year do you expect to complete your program?

Term								
#	Question	Summer	Fall	Winter	Spring	Response	Average Value	
1	I expect to complete my program in...	34	117	6	303	-	460	3.26

Year									
#	Question	2016	2017	2018	2019	2020	2021	Response	Average Value
1	I expect to complete my program in...	156	213	74	20	6	3	472	1.97

What is your preferred way of receiving information related to your program? *Drag/Drop the following options to arrange in order of the most preferred (1) to least preferred (7)*

#	Answer	Rank1	Rank2	Rank3	Rank4	Rank5	Rank6	Rank7	Responses	Mean
1	BeachBoard	81	225	134	19	5	0	0	464	2.23
2	Classroom Announcements	54	134	222	42	8	4	0	464	2.63
3	Email	321	84	50	5	2	0	2	464	1.47
4	Facebook	2	8	17	176	189	56	16	464	4.67
5	Twitter	0	1	3	14	145	242	59	464	5.73
6	Web site	4	9	35	192	86	133	5	464	4.65
7	Other:	2	3	3	16	29	29	382	464	6.63
	Total	464	464	464	464	464	464	464	-	-

Other:
word of mouth
Instagram
letter
Phone call/ Text
Text message to phone