

## Exit Survey Response Summary College Wide AY 2015-2016

### Tell Us About Your Program

#### What program(s) are you currently completing or have you recently completed?

#	Answer	Bar	Response	%
1	Adapted PE Credential		1	0.77%
2	Administrative Services Tier I Credential	■	8	6.15%
3	Administrative Services Tier II Credential		0	0.00%
12	Curriculum and Instruction-Secondary Masters	■	4	3.08%
18	Dual Language Development Masters	■	5	3.85%
20	Early Childhood Education Masters	■	4	3.08%
21	Educational Administration Masters	■	4	3.08%
23	Curriculum and Instruction-Elementary Masters	■	4	3.08%
25	Educational Psychology Masters	■	4	3.08%
27	Educational Technology and Media Leadership (EdTech) Masters	■	8	6.15%
28	Education Specialist Level II or Clear Credential	■	6	4.62%
29	Education Specialist Masters	■	4	3.08%
30	Library Media Teacher Credential	■	3	2.31%
31	Marriage and Family Therapy Masters	■	3	2.31%
32	Math Education Masters	■	5	3.85%
33	School Counseling Masters/PPS Credential	■	6	4.62%
34	School Psychology EdS/PPS Credential	■	11	8.46%
35	School Social Work PPS Credential	■	34	26.15%
36	Social and Cultural Analysis of Education (SCAE) Masters	■	5	3.85%
37	Speech-Language Pathology PPS Credential	■	6	4.62%
38	Student Development in Higher Education (SDHE) Masters	■	14	10.77%
39	Other		1	0.77%
	Total		140	100.00%

#### Other

Child Welfare and Attendance Services Credential

**For the purposes of this survey, please select one program from the list below that you will have in mind as you complete the rest of this survey.**

#	Answer	Bar	Response	%
1	Adapted PE Credential		1	0.78%
2	Administrative Services Tier I Credential	■	6	4.65%
3	Administrative Services Tier II Credential		0	0.00%
4	Curriculum and Instruction-Elementary Masters	■	4	3.10%
5	Curriculum and Instruction-Secondary Masters	■	4	3.10%
6	Dual Language Development Masters	■	5	3.88%
7	Early Childhood Education Masters	■	4	3.10%
8	Educational Administration Masters	■	4	3.10%
10	Educational Psychology Masters	■	4	3.10%
11	Educational Technology and Media Leadership (EdTech) Masters	■	8	6.20%
12	Library Media Teacher Credential		0	0.00%
14	Marriage and Family Therapy Masters	■	3	2.33%
15	Math Education Masters	■	5	3.88%
18	School Counseling Masters/PPS Credential	■	4	3.10%
20	School Psychology EdS/PPS Credential	■	11	8.53%
21	School Social Work PPS Credential	■	36	27.91%
22	Social and Cultural Analysis of Education (SCAE) Masters	■	5	3.88%
23	Education Specialist Level II or Clear Credential	■	4	3.10%
24	Education Specialist Masters	■	3	2.33%
25	Speech-Language Pathology PPS Credential	■	5	3.88%
26	Student Development in Higher Education (SDHE) Masters	■	13	10.08%
27	Other		0	0.00%
	Total		129	100.00%

**If other, please specify program below.**




Text Entry

## In what term and year did you or will you complete your program?

Term							
#	Question	Summer	Fall	Winter	Spring	Response	Average Value
1	I completed/expect to complete my program in...	8	12	4	98	122	3.57

Year						
#	Question	2014	2015	2016	Response	Average Value
1	I completed/expect to complete my program in...	1	18	103	122	2.84

## How many years did it take you to complete the program? *(Please include any educational leaves, time off from study, etc.)*

#	Answer	Bar	Response	%
1	Fewer than 2 years		32	24.81%
2	Between 2 and 3 years		95	73.64%
3	More than 3 years		2	1.55%
	Total		129	100.00%

## Advising and College Services

Please rate your level of agreement with the following statements about the academic environment and services.

#	Question	Strongly Agree	Agree	Disagree	Strongly Disagree	Response	Average Value
1	I had access to the support I needed to succeed academically.	85	40	3	-	128	3.64
2	My program advisor was helpful and supportive.	75	43	6	4	128	3.48
3	At least one college staff member took an interest in my development.	77	39	9	3	128	3.48
4	At least one faculty member took an interest in my development.	83	41	2	2	128	3.60
5	Staff in the college were helpful and supportive.	72	52	3	1	128	3.52
6	The physical classroom space was conducive to learning.	56	66	4	2	128	3.38
7	I felt the college and my program were sensitive to non-academic responsibilities (e.g., work, family, etc.)	69	48	9	1	127	3.46
8	The quality of service/advising provided by the Graduate Studies Office was high.	65	55	5	1	126	3.46
9	The information on the college web site was accurate and thorough.	65	59	3	-	127	3.49

## Technology, Library, and Other Resources

Please rate your level of satisfaction with the quality of each of the following:

#	Question	Very Satisfied	Satisfied	Dissatisfied	Very Dissatisfied	Response	Average Value
1	Library resources in my field.	58	57	-	2	117	3.46
2	Support for writing.	38	41	9	2	90	3.28
3	Accuracy and timely availability of information relevant to my academic progress	61	52	6	1	120	3.44
4	Availability of the technology necessary for my academic program	57	55	2	1	115	3.46
5	Availability of the courses I need to make academic progress	67	50	6	1	124	3.48

Please rate your level of agreement with each of the following:

#	Question	Strongly Agree	Agree	Disagree	Strongly Disagree	Response	Average Value
1	My instructors frequently used technology and media to effectively promote learning.	72	49	5	-	126	3.53
2	My instructors expected us to use instructional technology and media in completing our assignments.	70	52	4	-	126	3.52
3	In my program, I had sufficient opportunities to learn about using computer technology to enhance my academic and professional work.	56	55	10	-	121	3.38
4	I am able to locate online resources in my field.	84	42	-	-	126	3.67
5	I use technology ethically and responsibly (accessibility, fair use, security, safety, etc.).	84	42	-	-	126	3.67
6	I am able to locate high-quality online resources in my field.	77	45	5	-	127	3.57
7	My academic and professional work is enhanced by the use of technology.	76	47	3	-	126	3.58
8	I am able to integrate technology to improve my teaching and learning.	71	56	-	-	127	3.56

## CED's Conceptual Framework

### How important do you think it is to:

#	Question	Very Important	Important	Somewhat Important	Not That Important	Response	Average Value
1	Develop the content knowledge and skills needed to be successful in your profession.	113	9	-	-	122	3.93
2	Understand how to collect and use assessment data to inform your practice.	107	13	2	-	122	3.86
3	Develop competence in working collaboratively within school, family, and/or community contexts.	111	11	-	-	122	3.91
4	Accept leadership roles in your profession in responsible and ethical ways.	104	14	-	2	120	3.83
5	Understand how to use technology and other innovative processes in appropriate ways within your profession.	104	14	3	-	121	3.83
6	Understand and appreciate the role of research in your profession and use scholarship in a continuous learning and inquiry manner.	99	17	3	2	121	3.76
7	See it as part of your professional responsibility to advocate for the interests of your students/clients.	112	8	-	-	120	3.93

**To what degree has your program contributed to your ability to:**

#	Question	A Great Deal	Somewhat	Very Little	Not At All	Response	Average Value
1	Develop the content knowledge and skills needed to be successful in your profession.	103	18	-	-	121	3.85
2	Understand how to collect and use assessment data to inform your practice.	89	28	4	-	121	3.70
3	Develop competence in working collaboratively within school, family, and/or community contexts.	95	22	5	-	122	3.74
4	Accept leadership roles in your profession in responsible and ethical ways.	96	21	3	1	121	3.75
5	Understand how to use technology and other innovative processes in appropriate ways within your profession.	77	38	7	-	122	3.57
6	Understand and appreciate the role of research in your profession and use scholarship in a continuous learning and inquiry manner.	95	22	2	1	120	3.76
7	See it as part of your professional responsibility to advocate for the interests of your students/clients.	106	13	3	-	122	3.84

## Learning Experiences and Outcomes

In your experiences in the College of Education during the current academic year, how often have you:

#	Question	Very Often	Often	Sometimes	Never	Response	Average Value
1	Participated in a meaningful and productive group discussion on an educational issue/topic.	66	36	18	-	120	3.40
2	Participated in small or large group activities in class.	77	36	6	-	119	3.60
3	Discussed ideas from readings or class with a faculty member outside of class.	44	39	19	17	119	2.92
4	Received prompt, detailed, and useful written or oral feedback from a professor about your academic performance.	65	37	15	3	120	3.37
5	Had serious conversations with students who are very different from you in terms of race, religious beliefs, political views, personal values, etc.	61	33	24	2	120	3.28




Please rate your level of agreement with the following questions regarding how well the coursework in your degree/credential program did the following. My coursework...

#	Question	Strongly Agree	Agree	Disagree	Strongly Disagree	Response	Average Value
1	... reflected sensitivity to all aspects of diversity.	80	37	2	-	119	3.66
2	...prepared me to connect professional standards to the latest developments in the field and my practice.	79	37	3	-	119	3.64
3	... facilitated my reflection on my professional values and dispositions.	86	30	2	-	118	3.71
4	... facilitated my reflection on my learning in a way that enhanced my growth and development.	85	31	2	-	118	3.70
5	... allowed me to interact with a wide range of faculty and professionals in the field.	61	42	11	1	115	3.42
6	... gave me the opportunity to work with other candidates from a wide range of diverse groups.	69	40	8	-	117	3.52
7	... facilitated the active participation of individuals from diverse groups.	73	42	3	-	118	3.59



## Learning Outcomes: Fieldwork

### My program...

#	Answer	Bar	Response	%
1	Offers a fieldwork or clinical component.		100	84.03%
2	Does not offer a fieldwork or clinical component.		13	10.92%
3	I don't know.		6	5.04%
	Total		119	100.00%

Please rate your level of agreement with the following questions regarding how well the fieldwork/clinical portion of your degree/credential program did the following:

#	Question	Strongly Agree	Agree	Disagree	Strongly Disagree	Response	Average Value
1	I interacted with diverse students/clients in my fieldwork/clinical experiences.	78	19	1	-	98	3.79
2	I was able to gain experience in a variety of settings through my fieldwork/clinical experiences.	78	19	1	-	98	3.79
3	I was encouraged to reflect on my content and professional knowledge through my fieldwork/clinical experiences.	79	18	1	-	98	3.80
4	I was encouraged to reflect on my professional dispositions through my fieldwork/clinical experiences.	80	15	2	1	98	3.78
5	My fieldwork/clinical experiences gave me the opportunity to synthesize and apply what I learned in my coursework.	76	16	6	-	98	3.71
6	My coursework prepared me well for my fieldwork/clinical experiences.	70	22	6	-	98	3.65
7	I had the opportunity to work collaboratively with others (faculty, supervisors, peers) to both receive and give feedback on practice during my fieldwork/clinical experiences.	70	22	4	2	98	3.63
8	My fieldwork/clinical experiences helped me develop strategies for serving all students/clients to promote their learning and success.	79	17	2	-	98	3.79

## General Outcomes




Please rate your level of agreement with the following questions regarding general outcomes of your degree/credential program:

#	Question	Strongly Agree	Agree	Disagree	Strongly Disagree	Response	Average Value
1	My program facilitated the development of my critical thinking skills.	82	32	2	-	116	3.69
2	My program facilitated the development of my problem-solving skills.	82	32	2	1	117	3.67
3	My program prepared me for professional practice.	80	32	3	1	116	3.65
4	My program helped me develop or refine my professional dispositions in a way that will allow me to serve all students/clients.	84	27	4	-	115	3.70
5	My program helped me develop the ability to link my lesson content to students' experiences and cultures.	78	33	5	-	116	3.63
6	My program prepared me to teach and engage all students, including English language learners and those with special needs.	71	36	6	1	114	3.55
7	My program prepared me to use technology and other innovative approaches to work collaboratively with others and to both receive and give feedback on practice during my coursework.	66	41	8	1	116	3.48



## To what degree has your program contributed to your ability to:

#	Question	A Great Deal	Somewhat	Not At All	Response	Average Value
1	Use research- and evidence-based practices (pedagogy, counseling, etc.) in your professional work?	105	12	-	117	2.90
2	Read, understand, interpret and apply high quality research in your professional work?	95	19	1	115	2.82
3	Collaborate with colleagues and community organizations to support school/program improvement?	97	19	1	117	2.82
4	Act as a leader, whatever your role, to promote learning and success for all students/clients?	98	16	3	117	2.81
5	Act as a change agent to support innovative practices?	100	16	-	116	2.86
6	Engage in an ongoing process of inquiry to support and improve your practice?	96	19	1	116	2.82
7	Act as an advocate both for those you serve and yourself?	98	17	-	115	2.85





## What did you choose as your culminating activity?

#	Answer	Bar	Response	%
1	Project		23	19.83%
2	Thesis		34	29.31%
3	Comprehensive Exam		59	50.86%
	Total		116	100.00%

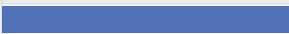


## Have you already taken your comprehensive exam?

#	Answer	Bar	Response	%
1	Yes		54	91.53%
2	No		5	8.47%
	Total		59	100.00%




## My comprehensive exam allowed me to show the depth and the breadth of what I have learned.

#	Answer	Bar	Response	%
1	Strongly Agree		26	48.15%
2	Agree		22	40.74%
4	Disagree		5	9.26%
5	Strongly Disagree		1	1.85%
	Total		54	100.00%

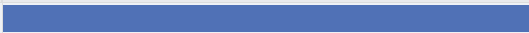

**My comprehensive exam covered most of my program’s learning outcomes.**

#	Answer	Bar	Response	%
1	Strongly Agree		27	50.00%
2	Agree		24	44.44%
4	Disagree		3	5.56%
5	Strongly Disagree		0	0.00%
	Total		54	100.00%

**I feel like I made timely progress to program completion, in line with my expectations.**

#	Answer	Bar	Response	%
1	Strongly Agree		72	62.07%
2	Agree		40	34.48%
4	Disagree		4	3.45%
5	Strongly Disagree		0	0.00%
	Total		116	100.00%

**If you could start over again, would you enroll in the same program you’re now attending?**










#	Answer	Bar	Response	%
1	Yes		105	92.11%
2	No		9	7.89%
	Total		114	100.00%

**Would you recommend or encourage others to attend the College of Education at CSULB?**

#	Answer	Bar	Response	%
1	Definitely		91	78.45%
2	Probably		19	16.38%
3	Probably Not		5	4.31%
4	Definitely Not		1	0.86%
	Total		116	100.00%

## Demographic Items








### Age

#	Answer	Bar	Response	%
1	18-24		12	10.34%
2	25-29		45	38.79%
3	30-34		26	22.41%
4	35-39		13	11.21%
5	40-44		8	6.90%
6	45-49		6	5.17%
7	50-54		2	1.72%
8	55 & Older		2	1.72%
9	Decline to State		2	1.72%
	Total		116	100.00%

### Gender

#	Answer	Bar	Response	%
1	Male		23	20.00%
2	Female		90	78.26%
3	Decline to State		2	1.74%
4	Other		0	0.00%
	Total		115	100.00%

### Race/Ethnicity (*select all that apply*)

#	Answer	Bar	Response	%
2	African-American/Black		8	7.21%
3	Caucasian/White		24	21.62%
4	Latino/Latina/Hispanic		47	42.34%
5	Asian		18	16.22%
6	Native Hawaiian or Other Pacific Islander		0	0.00%
7	Decline to State		9	8.11%
8	Other/Unknown		7	6.31%
10	Native-American or Alaskan Native		4	3.60%
	Total		117	100.00%

**In your own words, how would you describe your ethnicity? (Optional)**

Text Entry
European American (non-Hispanic)
Mexican American
Filipino
White/Italian
American
Chicana
American Indian and Irish
Chinese American
Mex/Italian/Navajo/Apache/(Chicana)
Hispanic/Latina- Half Mexican and Argentinean