

2014 Advanced Programs Exit Survey – Response Rates

Program	Estimated # in Sample	# of Responses	Estimated Response Rate
College of Education	375	161	43.09%
Adapted Physical Education	8	3	37.50%
Administrative Services I	36	11	30.56%
Administrative Services II	0	0	0.00%
Curriculum and Instruction	26	8	30.77%
Dual Language Development	9	4	44.44%
Early Childhood Education	26	8	30.77%
Educational Psychology	4	0	0.00%
Educational Technology and Media Leaderships	45	11	24.44%
Marriage and Family Therapy	32	9	28.13%
Math Education	15	12	80.00%
Reading and Language Arts	1	1	100.00%
School Counseling	29	16	55.17%
School Social Work	22	13	59.09%
Social and Cultural Analysis of Education	15	7	46.67%
Educational Specialist II	37	18	48.65%
Speech and Language Pathology	19	11	57.89%
Student Development in Higher Education	25	12	48.00%
School Nurse	9	3	33.33%
School Psychology	18	14	77.78%

Bouncebacks = 3

Tell Us About Your Program

What program(s) are you currently completing or have you recently completed? Select all that apply.

















Advanced Credential Programs

Answer	Bar	N	%
Adapted PE Credential		3	3.26%
Administrative Services I Credential		10	10.87%
Administrative Services II Credential		0	0.00%
Library Media Teacher Credential		2	2.17%
Reading and Language Arts Credential		1	1.09%
School Counseling Credential/Master's Degree		19	20.65%
School Nurse Credential		3	3.26%
School Psychology Credential (EdS)		14	15.22%
School Social Work Credential		13	14.13%
Special Education II Credential		11	11.96%
Speech-Language Pathology Credential		10	10.87%
Other		9	9.78%
Total		95	100.00%

Other
Multiple Subjects Credential
Curriculum and Instruction
Special Class Authorization
SCA for Information and Digital Literacy for Library Media Teacher
Autism Authorization

Min Value	Max Value	Average Value	Variance	Standard Deviation	N	Total Respondents
1	27	18.54	54.74	7.40	95	92




















Master's Programs

Answer	Bar	N	%
Curriculum and Instruction-Elementary Master's Degree		3	2.33%
Curriculum and Instruction-Secondary Master's Degree		4	3.10%
Dual Language Development Master's Degree		4	3.10%
Early Childhood Education Master's Degree		9	6.98%
Educational Administration Master's Degree		3	2.33%
Educational Leadership Doctoral Program		0	0.00%
Educational Psychology Master's Degree		3	2.33%
Educational Technology and Media Leadership Master's Degree		8	6.20%
Librarianship Master's Degree		2	1.55%
Marriage and Family Therapy Master's Degree		9	6.98%
Math Education Master's Degree		12	9.30%
Reading and Language Arts Master's Degree		1	0.78%
School Counseling Credential/Master's Degree		17	13.18%
Social and Cultural Analysis of Education (formerly SMF) Master's Degree		7	5.43%
Special Education Master's Degree		15	11.63%
Student Development in Higher Education Master's Degree		12	9.30%
Other		21	16.28%
Total		130	100.00%

Other
social work
Social Work
Communicative Disorders
MSW
SCA in Information and Digital Literacy for Library Media Teacher
EdS School Psychology
Social Work
Speech-Language Pathology Master's Degree
Communicative Disorders
Social Work
Communicative Disorders Masters Degree
Social Work Master's Degree (MSW)
Master of Social Work
Communicative Disorders Master's Degree
Education Specialist in School Psychology
Masters of Social Work
Post-PPS
Communicative Disorders Master's Degree
Communicative disorders
Social Work Master's
Pupil Personnel Credential Master's of Social Work

Min Value	Max Value	Average Value	Variance	Standard Deviation	N	Total Respondents
4	27	17.76	56.04	7.49	130	129

For the purposes of this survey, please select one program from the list below that you will have in mind as you complete the rest of this survey.

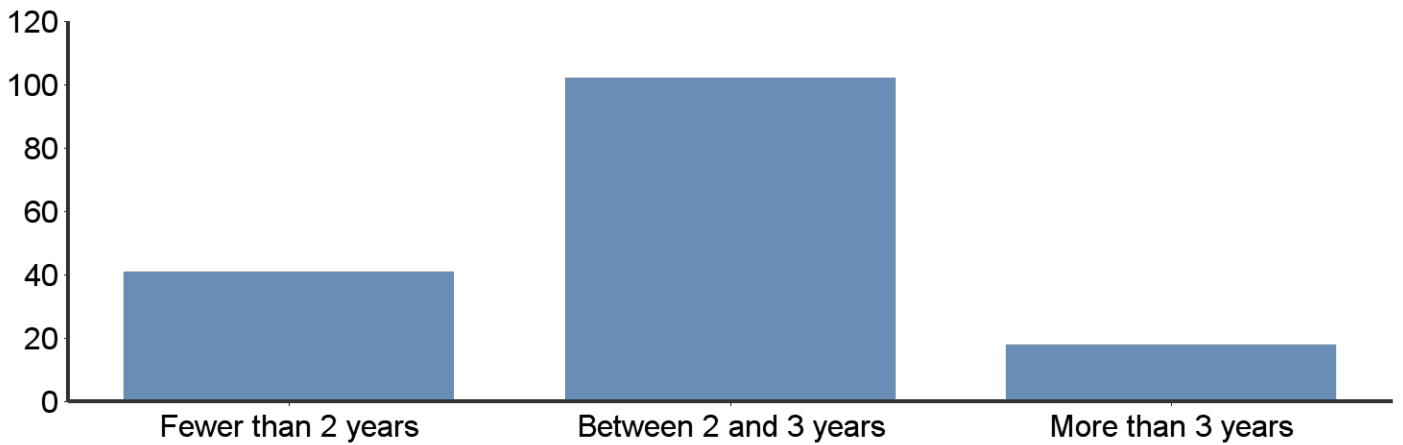
#	Answer	Bar	N	%
1	Adapted PE Credential		3	1.85%
2	Administrative Services I Credential		10	6.17%
3	Administrative Services II Credential		0	0.00%
4	Curriculum and Instruction-Elementary Master's Degree		4	2.47%
5	Curriculum and Instruction-Secondary Master's Degree		4	2.47%
6	Dual Language Development Master's Degree		4	2.47%
7	Early Childhood Education Master's Degree		8	4.94%
8	Educational Administration Master's Degree		1	0.62%
9	Educational Leadership Doctoral Program		1	0.62%
10	Educational Psychology Master's Degree		0	0.00%
11	Educational Technology and Media Leadership Master's Degree		7	4.32%
12	Library Media Teacher Credential		2	1.23%
13	Librarianship Master's Degree		2	1.23%
14	Marriage and Family Therapy Master's Degree		9	5.56%
15	Math Education Master's Degree		12	7.41%
16	Reading and Language Arts Credential		0	0.00%
17	Reading and Language Arts Master's Degree		1	0.62%
18	School Counseling Credential/Master's Degree		16	9.88%
19	School Nurse Credential		3	1.85%
20	School Psychology Credential		14	8.64%
21	School Social Work Credential		13	8.02%
22	Social and Cultural Analysis of Education (formerly SMF) Master's Degree		7	4.32%
23	Special Education II Credential		5	3.09%
24	Special Education Master's Degree		13	8.02%
25	Speech-Language Pathology Credential		11	6.79%
26	Student Development in Higher Education Master's Degree		12	7.41%
	Total		162	100.00%

Min Value	Max Value	Average Value	Variance	Standard Deviation	Total N	Total Respondents
1	26	16.49	56.84	7.54	162	162

In what term and year did you or will you complete your program?

Question	Spring 2014	Fall 2013	Summer 2013	Spring 2013	Fall 2012	Summer 2012	Spring 2012	Fall 2011	Summer 2011	N	Average Value
Term/Year	59	14	10	4	3	-	-	1	-	91	1.71

How many years did it take you to complete the program? (Please include any educational leaves, time off from study, etc.)



#	Answer	Bar	N	%
1	Fewer than 2 years		41	25.47%
2	Between 2 and 3 years		102	63.35%
3	More than 3 years		18	11.18%
	Total		161	100.00%

Min Value	Max Value	Average Value	Variance	Standard Deviation	Total N	Total Respondents
1	3	1.86	0.35	0.59	161	161

Please rate your level of agreement with the following statements about the academic environment and services.

#	Question	Very Satisfied	Satisfied	Dissatisfied	Very Dissatisfied	N	Average Value
1	I had access to the support I needed to succeed academically.	83	53	22	2	160	1.64
2	My program advisors was helpful and supportive.	82	47	19	13	161	1.77
3	At least one college staff member took an interest in my development.	77	63	18	4	162	1.69
4	At least one faculty member took an interest in my development.	91	54	11	6	162	1.58
5	Staff in the college were helpful and supportive.	78	67	8	7	160	1.65
6	The physical classroom space was conducive to learning.	67	78	16	1	162	1.70
7	I felt the college and my program were sensitive to non-academic responsibilities (e.g., work, family, etc.)	64	67	19	11	161	1.86
8	The quality of service/advising provided by the Graduate Studies Office was high.	78	64	19	1	162	1.65
9	The information on the college web site was accurate and thorough.	68	78	14	2	162	1.69

Please rate your level of satisfaction with the quality of each of the following:

#	Question	Very Satisfied	Satisfied	Dissatisfied	Very Dissatisfied	N	Average Value
1	Library resources in my field.	77	78	6	-	161	1.56
2	Support for writing.	60	95	5	-	160	1.66
3	Accuracy and timely availability of information relevant to my academic progress	75	77	6	2	160	1.59
4	Availability of the technology necessary for my academic program	77	72	9	1	159	1.58
5	Availability of the courses I need to make academic progress	81	65	13	1	160	1.59

Please rate your level of agreement with each of the following:

#	Question	Strongly Agree	Agree	Disagree	Strongly Disagree	N	Average Value
1	My instructors frequently used technology and media to effectively promote learning.	86	60	11	5	162	1.60
2	My instructors expected us to use instructional technology and media in completing our assignments.	83	69	7	1	160	1.54
3	In my program, I had sufficient opportunities to learn about using computer technology to enhance my academic and professional work.	68	60	23	8	159	1.82
4	I am able to locate online resources in my field.	109	50	2	1	162	1.35
5	I use technology ethically and responsibly (accessibility, fair use, security, safety, etc.).	120	41	-	-	161	1.25
6	I am able to locate high-quality online resources in my field.	100	59	2	1	162	1.41
7	My academic and professional work is enhanced by the use of technology.	105	53	2	1	161	1.37
8	I am able to integrate technology to improve my teaching and learning.	101	56	2	1	160	1.39

How important do you think it is to:

#	Question	Very Important	Important	Somewhat Important	Not That Important	N	Average Value
1	Develop the content knowledge and skills needed to be successful in your profession.	144	16	1	-	161	1.11
2	Understand how to collect and use assessment data to inform your practice.	133	26	1	-	160	1.18
3	Develop competence in working collaboratively within school, family, and/or community contexts.	147	10	2	-	159	1.09
4	Accept leadership roles in your profession in responsible and ethical ways.	140	17	3	-	160	1.14
5	Understand how to use technology and other innovative processes in appropriate ways within your profession.	124	34	2	-	160	1.24
6	Understand and appreciate the role of research in your profession and use scholarship in a continuous learning and inquiry manner.	120	38	2	-	160	1.26
7	See it as part of your professional responsibility to advocate for the interests of your students/clients.	143	17	1	-	161	1.12

To what degree has your program contributed to your ability to:

#	Question	A Great Deal	Somewhat	Very Little	Not At All	N	Average Value
1	Develop the content knowledge and skills needed to be successful in your profession.	117	37	7	-	161	1.32
2	Understand how to collect and use assessment data to inform your practice.	106	46	8	1	161	1.40
3	Develop competence in working collaboratively within school, family, and/or community contexts.	115	41	5	-	161	1.32
4	Accept leadership roles in your profession in responsible and ethical ways.	109	45	7	-	161	1.37
5	Understand how to use technology and other innovative processes in appropriate ways within your profession.	84	55	16	5	160	1.64
6	Understand and appreciate the role of research in your profession and use scholarship in a continuous learning and inquiry manner.	116	41	4	-	161	1.30
7	See it as part of your professional responsibility to advocate for the interests of your students/clients.	127	29	4	1	161	1.25

In your experiences in the College of Education during the current academic year, how often have you:

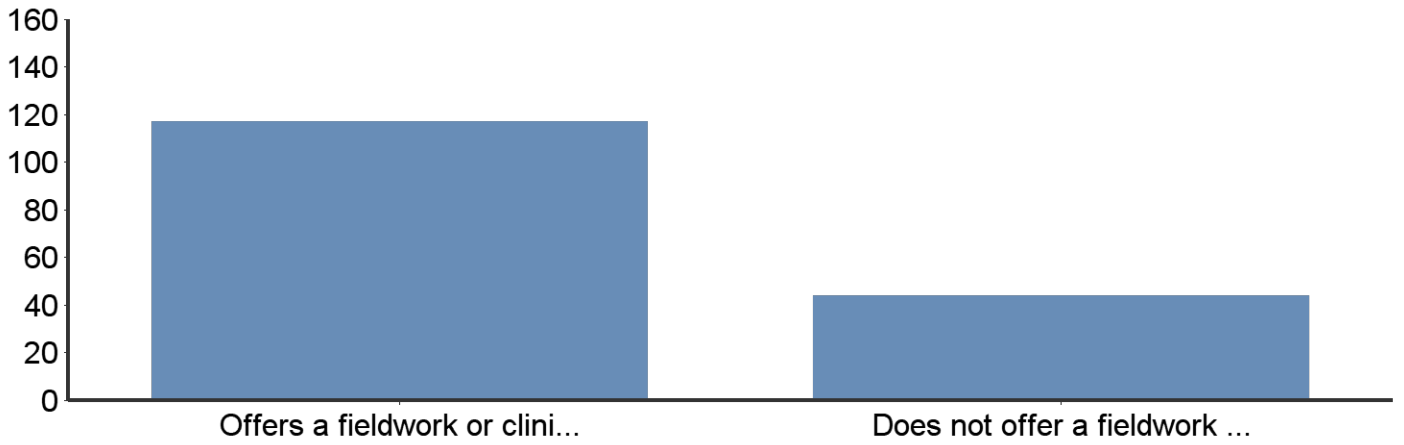
#	Question	Very Often	Often	Sometimes	Never	N	Average Value
1	Participated in a meaningful and productive group discussion on an educational issue/topic.	90	50	16	5	161	1.60
2	Participated in small or large group activities in class.	112	38	6	5	161	1.40
3	Discussed ideas from readings or class with a faculty member outside of class.	65	26	47	23	161	2.17
4	Received prompt, detailed, and useful written or oral feedback from a professor about your academic performance.	80	43	32	6	161	1.78
5	Had serious conversations with students who are very different from you in terms of race, religious beliefs, political views, personal values, etc.	80	42	31	8	161	1.80

Please rate your level of agreement with the following questions regarding how well the coursework in your degree/credential program did the following. My coursework...

#	Question	Strongly Agree	Agree	Disagree	Strongly Disagree	N	Average Value
1	... reflected sensitivity to all aspects of diversity.	96	60	4	1	161	1.44
2	...prepared me to connect professional standards to the latest developments in the field and my practice.	89	64	7	1	161	1.50
3	... facilitated my reflection on my professional values and dispositions.	102	56	2	1	161	1.39
4	... facilitated my reflection on my learning in a way that enhanced my growth and development.	96	59	4	2	161	1.45
5	... allowed me to interact with a wide range of faculty and professionals in the field.	70	56	32	3	161	1.80
6	... gave me the opportunity to work with other candidates from a wide range of diverse groups.	82	58	19	2	161	1.63
7	... facilitated the active participation of individuals from diverse groups.	82	63	14	1	160	1.59

Learning Outcomes: Fieldwork

My program...



#	Answer	Bar	N	%
1	Offers a fieldwork or clinical component.		117	72.67%
2	Does not offer a fieldwork or clinical component.		44	27.33%
	Total		161	100.00%

Min Value	Max Value	Average Value	Variance	Standard Deviation	Total N	Total Respondents
1	2	1.27	0.20	0.45	161	161

Please rate your level of agreement with the following questions regarding how well the fieldwork/clinical portion of your degree/credential program did the following:

#	Question	Strongly Agree	Agree	Disagree	Strongly Disagree	N	Average Value
1	I interacted with diverse students/clients in my fieldwork/clinical experiences.	75	38	1	-	114	1.36
2	I was able to gain experience in a variety of settings through my fieldwork/clinical experiences.	70	39	5	-	114	1.47
3	I was encouraged to reflect on my content and professional knowledge through my fieldwork/clinical experiences.	77	32	5	-	114	1.41
4	I was encouraged to reflect on my professional dispositions through my fieldwork/clinical experiences.	73	38	3	-	114	1.41
5	My fieldwork/clinical experiences gave me the opportunity to synthesize and apply what I learned in my coursework.	78	30	6	-	114	1.42
6	My coursework prepared me well for my fieldwork/clinical experiences.	65	40	8	1	114	1.60
7	I had the opportunity to work collaboratively with others (faculty, supervisors, peers) to both receive and give feedback on practice during my fieldwork/clinical experiences.	76	33	3	1	113	1.41
8	My fieldwork/clinical experiences helped me develop strategies for serving all students/clients to promote their learning and success.	78	32	3	1	114	1.39

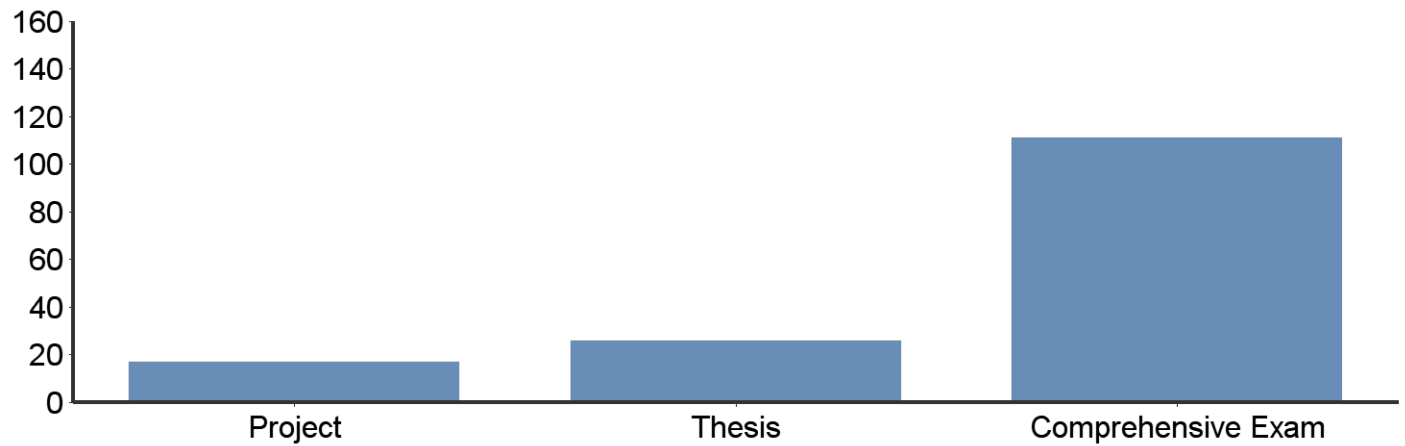
Please rate your level of agreement with the following questions regarding general outcomes of your degree/credential program:

#	Question	Strongly Agree	Agree	Disagree	Strongly Disagree	N	Average Value
1	My program facilitated the development of my critical thinking skills.	99	58	3	1	161	1.42
2	My program facilitated the development of my problem-solving skills.	97	57	5	2	161	1.45
3	My program prepared me for professional practice.	87	59	8	5	159	1.57
4	My program helped me develop or refine my professional dispositions in a way that will allow me to serve all students/clients.	90	59	9	3	161	1.53
5	My program helped me develop the ability to link my lesson content to students' experiences and cultures.	87	54	15	1	157	1.55
6	My program prepared me to teach and engage all students, including English language learners and those with special needs.	73	56	17	8	154	1.74
7	My program prepared me to use technology and other innovative approaches to work collaboratively with others and to both receive and give feedback on practice during my coursework.	75	62	19	4	160	1.70

To what degree has your program contributed to your ability to:

#	Question	A Great Deal	Somewhat	Not At All	N	Average Value
1	Use research- and evidence-based practices (pedagogy, counseling, etc.) in your professional work?	133	27	1	161	1.18
2	Read, understand, interpret and apply high quality research in your professional work?	120	38	2	160	1.26
3	Collaborate with colleagues and community organizations to support school/program improvement?	103	49	8	160	1.41
4	Act as a leader, whatever your role, to promote learning and success for all students/clients?	107	50	2	159	1.34
5	Act as a change agent to support innovative practices?	105	50	5	160	1.38
6	Engage in an ongoing process of inquiry to support and improve your practice?	117	39	5	161	1.30
7	Act as an advocate both for those you serve and yourself?	121	37	3	161	1.27

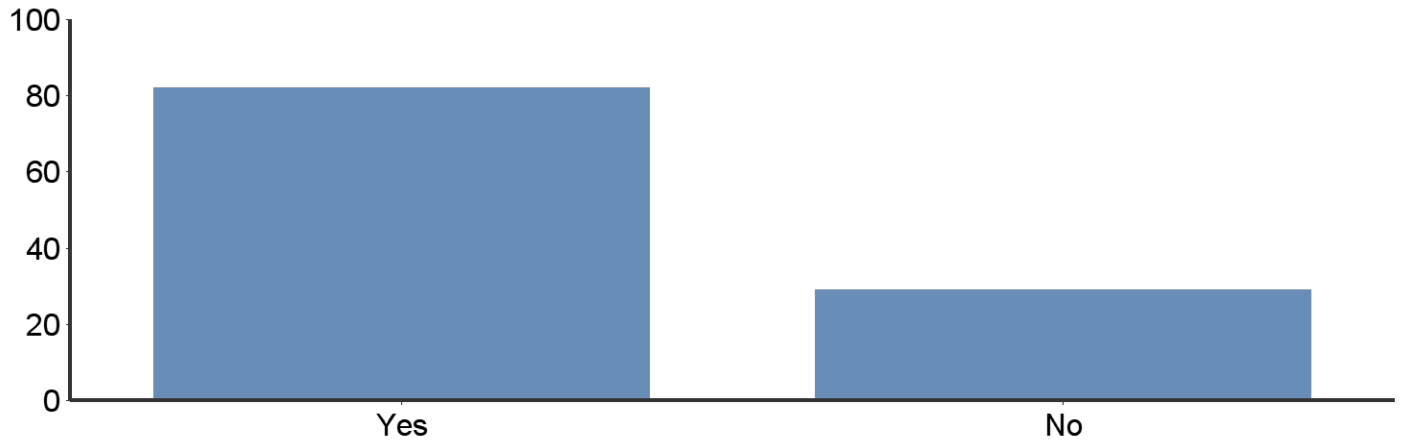
What did you choose as your culminating activity?



#	Answer	Bar	N	%
1	Project		17	11.04%
2	Thesis		26	16.88%
3	Comprehensive Exam		111	72.08%
	Total		154	100.00%

Min Value	Max Value	Average Value	Variance	Standard Deviation	N	Total Respondents
1	3	2.61	0.46	0.68	154	154

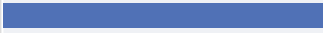



Have you already taken your comprehensive exam?







#	Answer	Bar	N	%
1	Yes		82	73.87%
2	No		29	26.13%
	Total		111	100.00%

Min Value	Max Value	Average Value	Variance	Standard Deviation	N	Total Respondents
1	2	1.26	0.19	0.44	111	111





My comprehensive exam allowed me to show the depth and the breadth of what I have learned.

#	Answer	Bar	N	%
1	Strongly Agree		46	56.10%
2	Agree		26	31.71%
4	Disagree		8	9.76%
5	Strongly Disagree		2	2.44%
	Total		82	100.00%



My comprehensive exam covered most of my program's learning outcomes.

#	Answer	Bar	N	%
1	Strongly Agree		45	54.88%
2	Agree		31	37.80%
4	Disagree		4	4.88%
5	Strongly Disagree		2	2.44%
	Total		82	100.00%

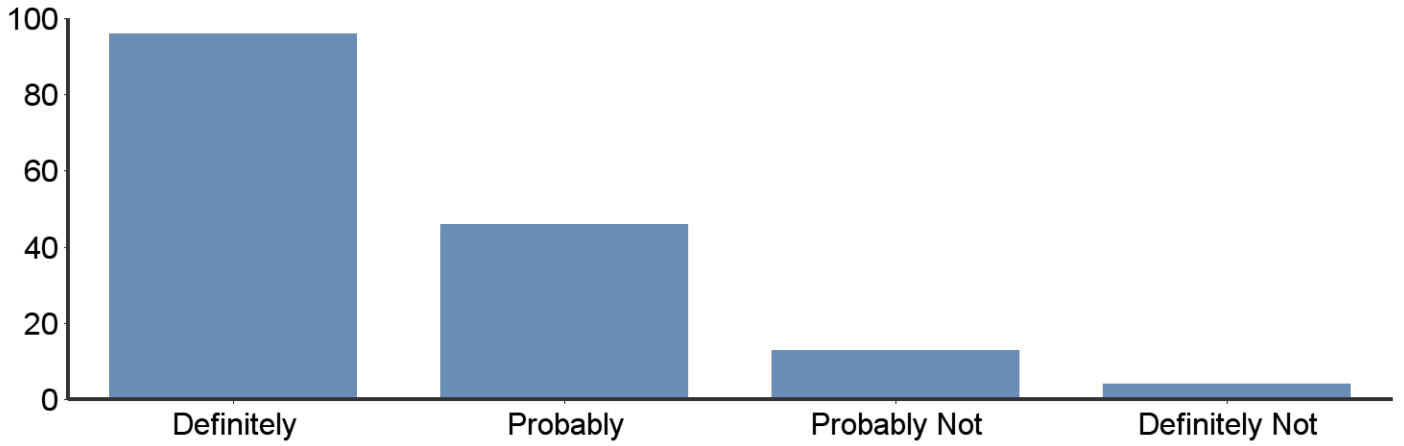
I feel like I made timely progress to program completion, in line with my expectations.

#	Answer	Bar	N	%
1	Strongly Agree		104	64.60%
2	Agree		47	29.19%
4	Disagree		8	4.97%
5	Strongly Disagree		2	1.24%
	Total		161	100.00%

If you could start over again, would you enroll in the same program you're now attending?

#	Answer	Bar	N	%
1	Yes		126	78.75%
2	No		34	21.25%
	Total		160	100.00%

Would you recommend or encourage others to attend the College of Education at CSULB?



#	Answer	Bar	N	%
1	Definitely		96	60.38%
2	Probably		46	28.93%
3	Probably Not		13	8.18%
4	Definitely Not		4	2.52%
	Total		159	100.00%

Min Value	Max Value	Average Value	Variance	Standard Deviation	Total N	Total Respondents
1	4	1.53	0.57	0.75	159	159

Please indicate your agreement with the following statements:




#	Question	Strongly Agree	Agree	Disagree	Strongly Disagree	N	Average Value
1	My program of study provided me with advanced skills that increased my expertise in the classroom.	5	2	1	-	8	1.50
2	My program of study required me to use reflective and critical thinking to identify my strengths and areas for growth.	5	3	-	-	8	1.38
3	My program of study provided me with advanced knowledge, skills, and practice in analyzing and applying educational research and best practices to impact student learning.	4	4	-	-	8	1.50
4	My program of study provided me with advanced knowledge, skills, and practice in analyzing and applying current educational policy.	4	3	1	-	8	1.63
5	My C & I courses have challenged me to grow and develop academically.	5	3	-	-	8	1.38
6	My C & I courses have challenged me to grow and develop professionally.	5	3	-	-	8	1.38
7	My C & I courses have challenged me to grow and develop personally.	5	3	-	-	8	1.38

Age

Text Entry
29
26
31
29
26
26
50's
30
25
29
View More







Statistic	Value
Respondents	148

Gender

#	Answer	Bar	N	%
1	Male		26	16.35%
2	Female		124	77.99%
3	Decline to State		9	5.66%
	Total		159	100.00%

Min Value	Max Value	Average Value	Variance	Standard Deviation	N	Total Respondents
1	3	1.89	0.21	0.46	159	159

Race/Ethnicity (select one or more)

#	Answer	Bar	N	%
2	Asian/Pacific Islander		27	17.31%
3	White/Caucasian		61	39.10%
4	Black/African American		8	5.13%
5	Latino/a		54	34.62%
6	Native American/Alaskan Native		3	1.92%
7	Decline to State		15	9.62%
	Total		168	100.00%

Min Value	Max Value	Average Value	Variance	Standard Deviation	Total N	Total Respondents
2	7	3.94	2.21	1.49	168	156