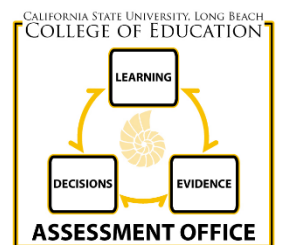


# 2018 CED Exit Survey Program Response Summary

## College Wide

Summer 2018

Total # Invited	Total # Participated	Overall Response %
372	185	49.73%



# CED Exit Survey

## College Wide

### Spring 2018

## Tell Us About Your Program

**What program(s) are you currently completing or have you recently completed?**

#	Answer	%	Count
1	Administrative Services Tier I Credential	5.80%	12
2	Administrative Services Tier II Credential	0.00%	0
3	Bilingual Authorization	0.48%	1
4	Curriculum and Instruction-Elementary Masters	3.38%	7
5	Curriculum and Instruction-Secondary Masters	4.83%	10
6	Dual Language Development Masters	3.38%	7
7	Early Childhood Education Masters	3.38%	7
8	Education Specialist Level II or Clear Credential	2.42%	5
9	Education Specialist Masters	4.35%	9
10	Educational Administration Masters	4.35%	9
11	Educational Psychology Masters	1.93%	4
12	Educational Technology and Media Leadership (ETEC) Masters	2.90%	6
13	Library Media Teacher Credential	0.97%	2
14	Marriage and Family Therapy Masters	4.35%	9
15	Math Education Masters	0.48%	1
16	School Counseling Masters/PPS Credential	10.63%	22
17	School Psychology EdS/PPS Credential	8.70%	18
18	School Social Work PPS Credential	24.15%	50
19	Social and Cultural Analysis of Education (SCAE) Masters	6.28%	13
20	Student Development in Higher Education (SDHE) Masters	5.80%	12
21	Other:	1.45%	3

	Total	100%	207
--	-------	------	-----

**Other:**

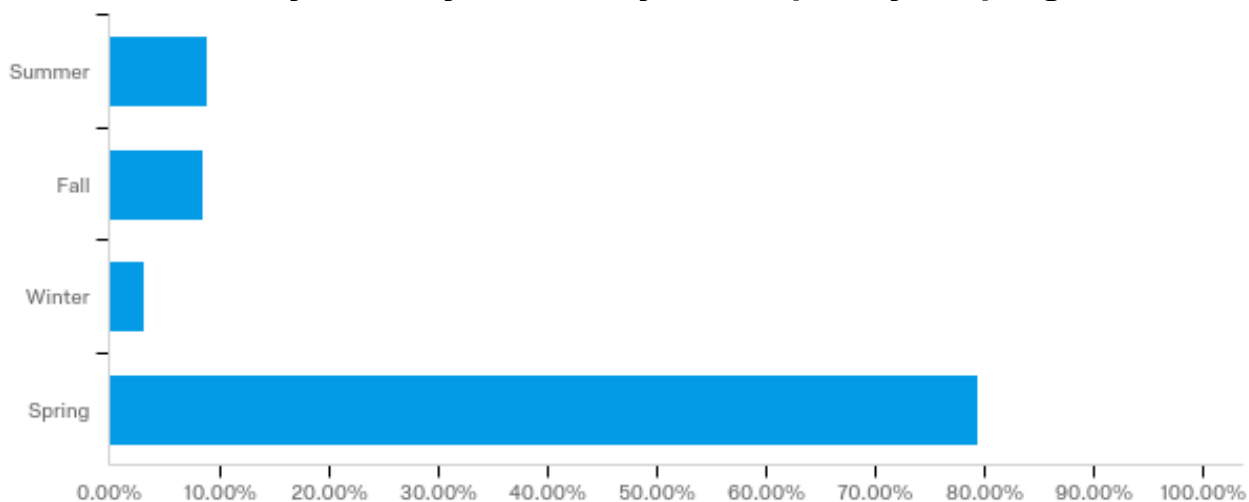
Master of Social Work
MSW with school social work PPS Credential
Multiple Subject Teaching Credential

**For the purposes of this survey, please choose the one program that you will have in mind as you complete the rest of this survey. Select one option only**

#	Answer	%	Count
1	Administrative Services Tier I Credential	5.15%	10
2	Administrative Services Tier II Credential	0.00%	0
3	Bilingual Authorization	0.52%	1
4	Curriculum and Instruction-Elementary Masters	3.61%	7
5	Curriculum and Instruction-Secondary Masters	5.15%	10
6	Dual Language Development Masters	3.61%	7
7	Early Childhood Education Masters	3.61%	7
8	Education Specialist Level II or Clear Credential	0.00%	0
9	Education Specialist Masters	4.64%	9
10	Educational Administration Masters	3.09%	6
11	Educational Psychology Masters	1.55%	3
12	Educational Technology and Media Leadership (ETEC) Masters	3.09%	6
13	Library Media Teacher Credential	0.00%	0
14	Marriage and Family Therapy Masters	4.64%	9
15	Math Education Masters	0.52%	1
16	Other:	0.00%	0
17	School Counseling Masters/PPS Credential	11.34%	22
18	School Psychology EdS/PPS Credential	9.28%	18

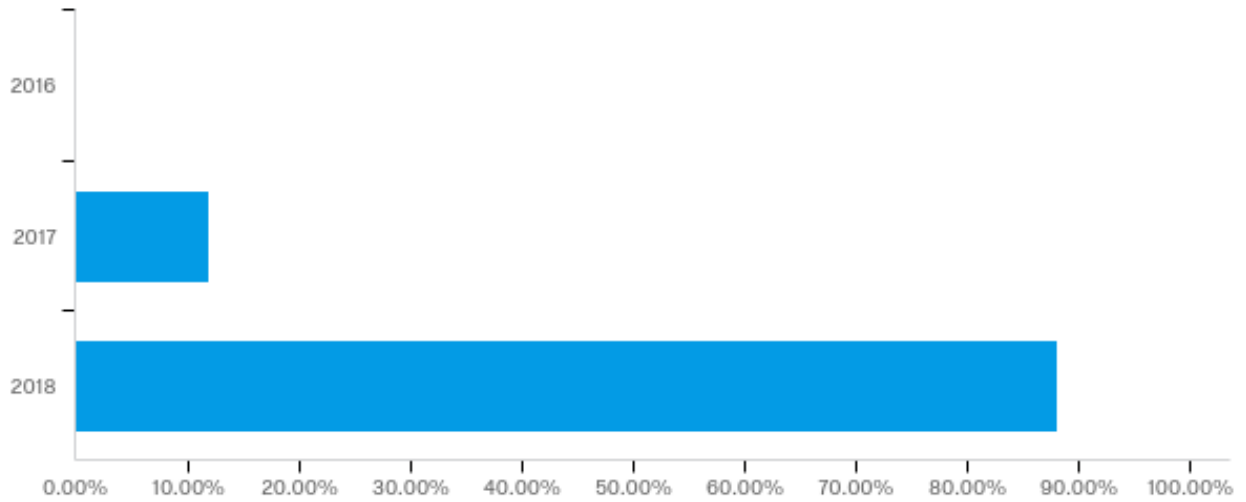
19	School Social Work PPS Credential	27.32%	53
20	Social and Cultural Analysis of Education (SCAE) Masters	6.70%	13
21	Student Development in Higher Education (SDHE) Masters	6.19%	12
	Total	100%	194

### In what term and year did you or will you complete your program?



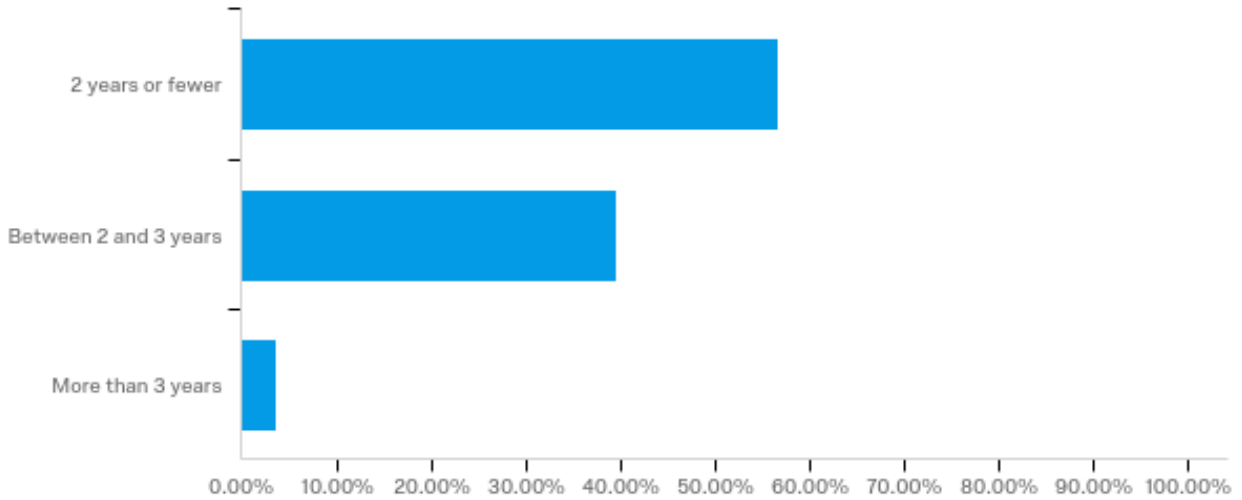
#	Answer	%	Count
1	Summer	8.99%	17
2	Fall	8.47%	16
3	Winter	3.17%	6
4	Spring	79.37%	150
	Total	100%	189

### In what term and year did you or will you complete your program?



#	Answer	%	Count
1	2016	0.00%	0
2	2017	11.89%	22
3	2018	88.11%	163
	Total	100%	185

**How many years did it take you to complete the program? (Please include any educational leaves, time off from study, etc.)**



#	Answer	%	Count
1	2 years or fewer	56.77%	109
2	Between 2 and 3 years	39.58%	76
3	More than 3 years	3.65%	7
	Total	100%	192

## Advising and College Resources

Please rate your level of agreement with the following statements related to advising and other resources in the College of Education.

#	Question	Strongly Agree	Agree	Disagree	Strongly Disagree	Total
1	My program advisor was helpful and supportive.	100	55	5	1	161
2	Staff in the college were helpful and supportive.	95	73	4	0	172
3	The physical classroom space was conducive to learning.	71	83	12	1	167
4	The quality of service/advising provided by the Graduate Studies Office was high.	81	64	6	0	151
5	The information on the college web site was accurate and thorough.	62	88	6	0	156

**Reflecting on your overall experience as a student in the College of Education, rate your level of satisfaction with each of the following:**

#	Question	Very Satisfied	Satisfied	Dissatisfied	Very Dissatisfied	No Experience/ Did Not Use	Total
1	Library resources in my field.	87	85	2	0	20	194
2	Support for writing	57	59	6	3	69	194
3	Accuracy and timely availability of information relevant to my academic progress	71	102	8	2	11	194
4	Availability and technology necessary for my academic program	79	88	5	0	22	194
5	Availability of the courses I need to make academic progress	97	81	10	0	6	194



## CED Learning Experiences and Outcomes

*The following section seeks feedback about your general experiences and outcomes in the college, which may or may not include experiences specifically related to your program. As you respond to the items below, please have in mind your overall experience as a student in the College of Education.*

**Rate your level of agreement with the following statement:**

*"As a result of my educational experience with the College of Education at CSULB..."*

#	Question	Strongly Agree	Agree	Disagree	Strongly Disagree	Total
1	...I developed the content knowledge and skills needed to be successful in my profession.	106	80	0	1	187
2	...I understand how to collect and use assessment data to inform my practice.	101	75	10	1	187
3	...I developed competence in working collaboratively within school, family, and/or community contexts.	108	76	2	1	187
4	...I can accept leadership roles in my profession in responsible and ethical ways.	115	69	1	1	186
5	...I understand how to use technology and other innovative processes in appropriate ways within my profession.	99	76	10	2	187
6	...I appreciate the role of research in my profession and use scholarship in a continuous learning inquiry manner.	99	84	3	1	187
7	...I see it as a part of my professional responsibility to advocate for the interests of my students/clients.	139	45	0	1	185

**In your experiences as a student in the College of Education how often have you:**

#	Question	Very Often	Often	Sometimes	Never	Total
1	Participated in a meaningful and productive group discussion on an educational issue/topic.	112	51	19	3	185
2	Participated in small or large group activities in class.	128	46	8	2	184
3	Received useful feedback from a professor about your academic performance on class assignments/projects.	98	61	23	3	185
4	Had meaningful conversations with students who are very different from you in terms of race, religious beliefs, political views, personal values, etc.	101	44	38	2	185

## Program Learning Experiences and Outcomes

*This next section seeks feedback specifically related to your program experiences and outcomes. As you respond to the items below, please have your specific program in mind.*

**Please rate your level of agreement with the following statements regarding your program learning experiences and outcomes:**

*"Overall, my program..."*

#	Question	Strongly Agree	Agree	Disagree	Strongly Disagree	Total
1	...facilitated the development of my critical thinking skills.	121	68	2	0	191
2	...facilitated the development of my problem-solving skills.	117	71	3	0	191
3	...prepared me for professional practice.	114	72	5	0	191
4	...helped me develop or refine my professional dispositions in a way that will allow me to serve all students/clients.	121	67	2	0	190
5	...helped me develop the ability to link my lesson content to students' experiences and cultures.	103	79	8	0	190
6	...prepared me to teach and engage all students, including English language learners and those with special needs.	92	83	13	1	189
7	...gave me sufficient opportunities to learn about using computer technology to enhance my academic and professional work.	83	78	25	4	190
8	...prepared me to use technology and other innovative approaches to work collaboratively with others.	86	80	21	2	189
9	...gave me sufficient opportunities to communicate with faculty regarding my academics outside of class (e.g. via beachboard, email, etc.)	102	83	4	0	189

**Please rate your level of agreement with the following statements specific to the coursework and classroom experiences offered in your program:**

<b>#</b>	<b>Question</b>	<b>Strongly Agree</b>	<b>Agree</b>	<b>Disagree</b>	<b>Strongly Disagree</b>	<b>Total</b>
<b>1</b>	My instructors frequently used technology and media to effectively promote learning.	88	97	6	0	191
<b>2</b>	My instructors expected us to use instructional technology and media in completing our assignments.	87	91	14	0	192
<b>3</b>	My coursework prepared me to connect professional standards to the latest developments in the field and my practice.	104	82	6	0	192
<b>4</b>	My coursework facilitated my reflection on my professional values and dispositions.	122	68	2	0	192
<b>5</b>	My coursework facilitated my reflection on my learning in a way that enhanced my growth and development.	121	67	4	0	192
<b>6</b>	My coursework facilitated the active participation of individuals from diverse groups.	104	72	14	0	190

## Curriculum and Instruction

*This next section will address questions specific to your program of study.*

**Please indicate your agreement with the following statements:**

#	Question	Strongly Agree	Agree	Disagree	Strongly Disagree	Total
1	My program of study provided me with advanced skills that increased my expertise in the classroom.	11	6	0	0	17
2	My program of study required me to use reflective and critical thinking to identify my strengths and areas for growth.	13	4	0	0	17
3	My program of study provided me with advanced knowledge, skills, and practice in analyzing and applying educational research and best practices to impact student learning.	11	6	0	0	17
4	My program of study provided me with advanced knowledge, skills, and practice in analyzing and applying current educational policy.	12	5	0	0	17
5	My C & I courses have challenged me to grow and develop academically.	14	3	0	0	17
6	My C & I courses have challenged me to grow and develop professionally.	13	4	0	0	17
7	My C & I courses have challenged me to grow and develop personally.	13	4	0	0	17

## Educational Technology and Media Leadership

*The next section will address questions specific to your program of study.*

**Please indicate the degree to which you agree to the following statements regarding the Educational Technology and Media Leadership program:**

#	Question	Strongly Agree	Agree	Disagree	Strongly Disagree	Total
1	I can apply knowledge of multicultural, ethical & legal issues when I use information and communications technology within the global community.	5	1	0	0	6
2	I can synthesize leadership principles within the practice of information and educational technology.	5	1	0	0	6
3	I can apply instructional design principles to locate, evaluate and develop educational materials.	4	2	0	0	6
4	I can integrate theoretical perspectives to analyze and apply research findings pertaining to educational technologies.	5	1	0	0	6
5	My written, electronic, and oral communications demonstrate critical thinking and information literacy.	5	1	0	0	6
6	I can design, develop, implement, and assess technology-enhancing learning experiences.	5	1	0	0	6
7	The Educational Technology and Media Leadership program has prepared me to deal with rapid changes in technology.	4	2	0	0	6

## Student Development in Higher Education

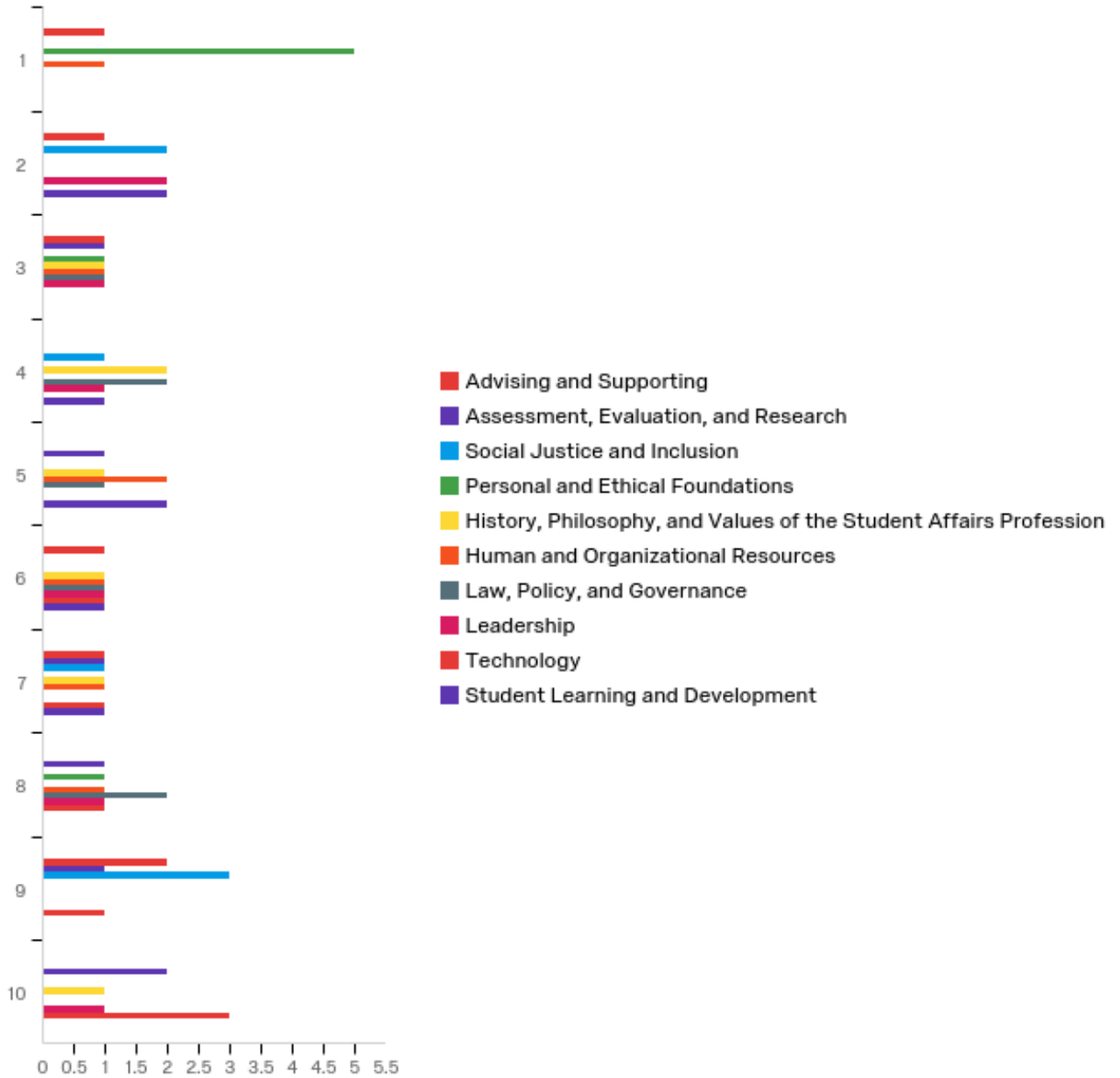
*The next section will address questions specific to your program of study.*

**Using the scale below, choose the rating that best represents your judgment of the preparation you received at CSULB (including courses, practicum, fieldwork/internship, and other experiences). Select N/A if the competency is not relevant to your curriculum.**

### *ACPA Professional Competencies*

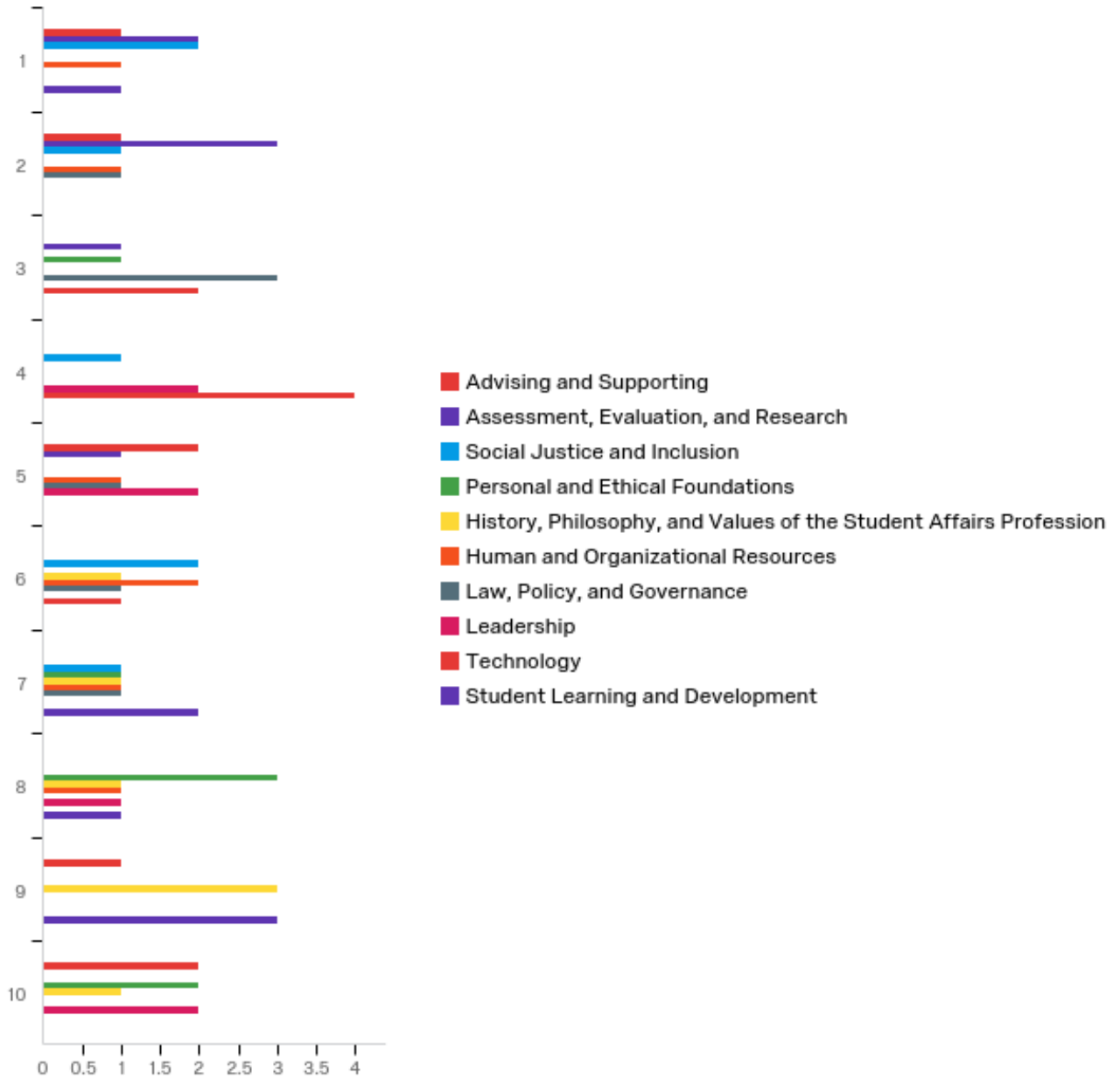
#	Question	Excellent	Good	Marginal	Poor	Total
1	Advising and Supporting	1	4	2	0	7
2	Assessment, Evaluation, and Research	0	3	2	2	7
3	Social Justice and Inclusion	1	2	2	2	7
4	Personal and Ethical Foundations	2	4	0	1	7
5	History, Philosophy, and Values of the Student Affairs Profession	2	5	0	0	7
6	Human and Organizational Resources	3	3	1	0	7
7	Law, Policy, and Governance	2	4	1	0	7
8	Leadership	3	2	2	0	7
9	Technology	0	4	2	1	7
10	Student Learning and Development	2	4	1	0	7

Based on the competencies you rated above, identify the items that you developed while in the SDHE program by listing them in order from most valuable (top) to least valuable (bottom).





**Based on the competencies you rated above, identify the items that you wish you had received more training or experience while in the SDHE program by listing them in order from most (top) to least (bottom).**



**Please select the rating that best represents your judgment of how well each of these parts was integrated with the others to facilitate your professional development.**

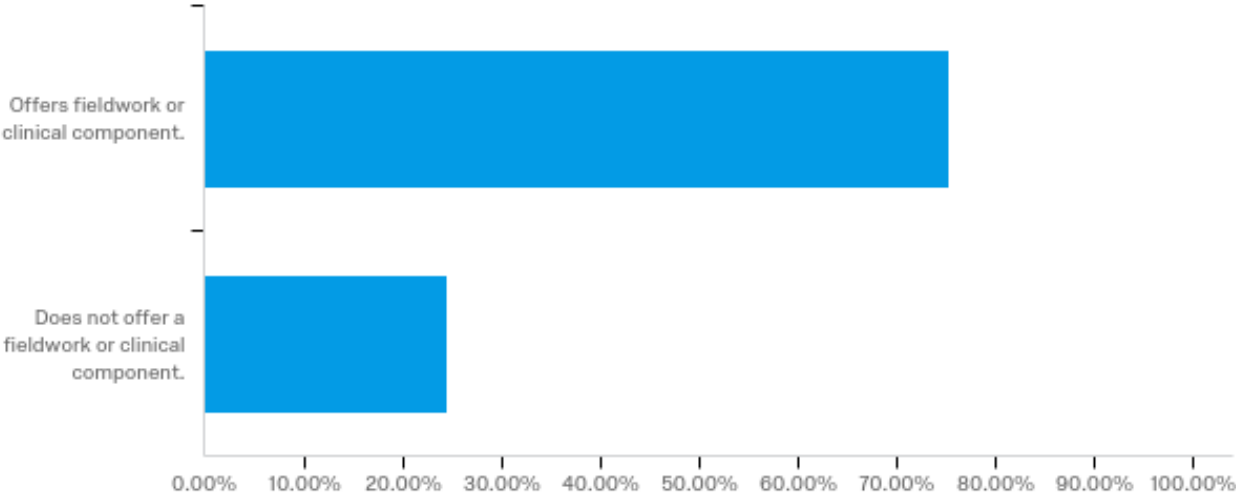
#	Question	Excellent	Good	Marginal	Poor	N/A	Total
1	Counseling courses effectively prepared me for my fieldwork experience.	3	4	0	0	0	7
2	Fieldwork courses gave me an opportunity to practice what I learned in counseling courses.	2	4	1	0	0	7
3	SDHE specialization courses effectively prepared me for my fieldwork experience.	0	5	1	1	0	7
4	Fieldwork courses gave me opportunity to practice what I learned in SDHE specialization courses.	2	5	0	0	0	7
5	Fieldwork courses gave me an opportunity to practice what I learned in research courses.	0	2	3	2	0	7

**Please select the rating that best represents your judgment of how well you believe the SDHE curriculum prepared you to promote access and success for students from historically underrepresented populations.**

#	Question	Excellent	Good	Marginal	Poor	N/A	Total
1	Counseling core (COUN 510, 513, 515, 516 555, 638; EDP 400)	3	3	0	1	0	7
2	SDHE specialization (COUN 538, 547, 548, 549, 693 A/B)	1	3	3	0	0	7
3	Fieldwork (COUN 593, 643B, 644B)	0	3	2	2	0	7
4	Research (EDP 400, 520, 596)	0	0	3	4	0	7

# Fieldwork and Clinical Practice

## My program...



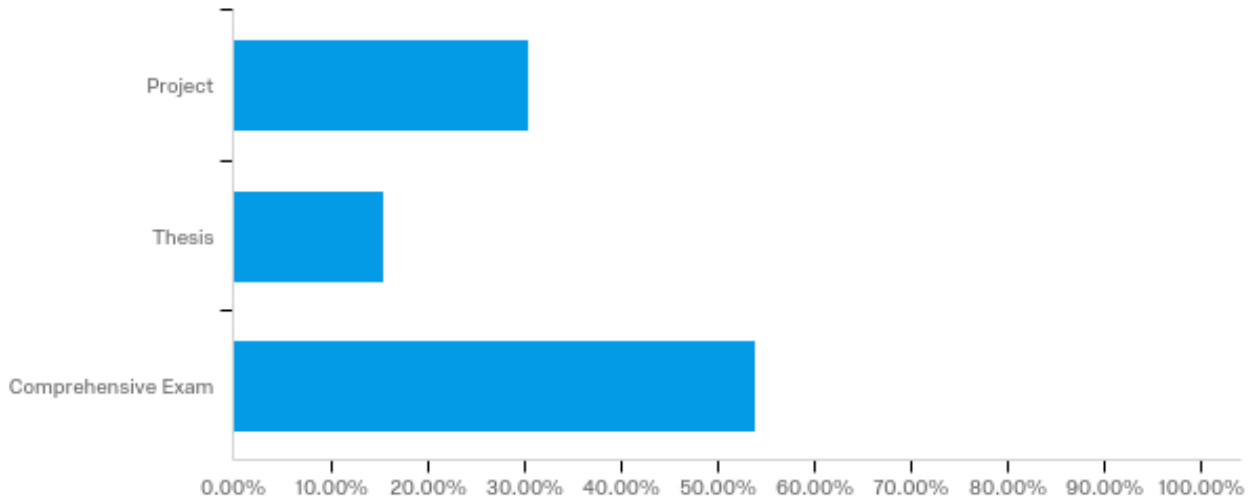
#	Answer	%	Count
1	Offers fieldwork or clinical component.	75.40%	141
2	Does not offer a fieldwork or clinical component.	24.60%	46
	Total	100%	187

**Please rate your level of agreement with the following questions regarding how well the fieldwork/site-based or clinical portion of your degree/credential program did the following:**

#	Question	Strongly Agree	Agree	Disagree	Strongly Disagree	Total
1	I interacted with diverse students/clients in my fieldwork/site-based or other clinical experiences.	97	41	2	0	140
2	I was able to gain experience in a variety of settings through my fieldwork/site-based or other clinical experiences.	93	43	4	0	140
3	I was encouraged to reflect on my content and professional knowledge through my fieldwork/site-based or other clinical experiences.	99	40	0	0	139
4	I was encouraged to reflect on my professional dispositions through my fieldwork/site-based or other clinical experiences.	93	45	2	0	140
5	My fieldwork/site-based or other clinical experiences gave me the opportunity to synthesize and apply what I learned in my coursework.	89	46	4	1	140
6	My coursework throughout the program prepared me well for my fieldwork/site-based or other clinical experiences.	79	52	8	1	140
7	I had the opportunity to work collaboratively with others (faculty, supervisors, peers) to receive feedback related to my fieldwork/site-based or other clinical experiences.	86	48	4	1	139
8	I had the opportunity to work collaboratively with others (faculty, supervisors, peers) to give feedback related to my fieldwork/site-based or other clinical experiences.	84	51	3	1	139
9	My fieldwork/site-based or other clinical experiences helped me develop strategies for serving all students/clients to promote their learning and success.	93	46	1	0	140

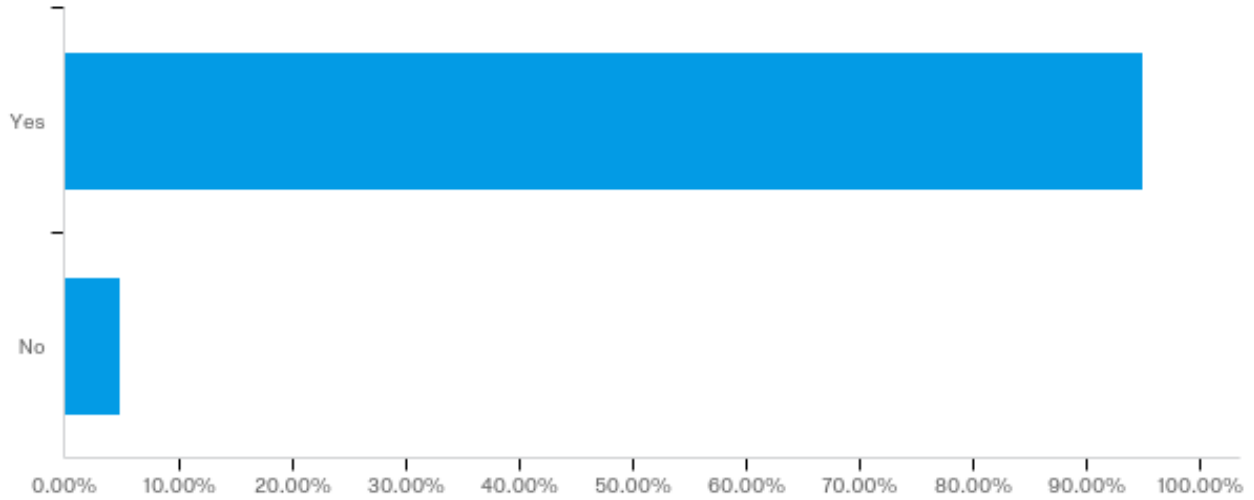
## Culminating Experience: Comps/Thesis or Project

What did you choose as your culminating activity?



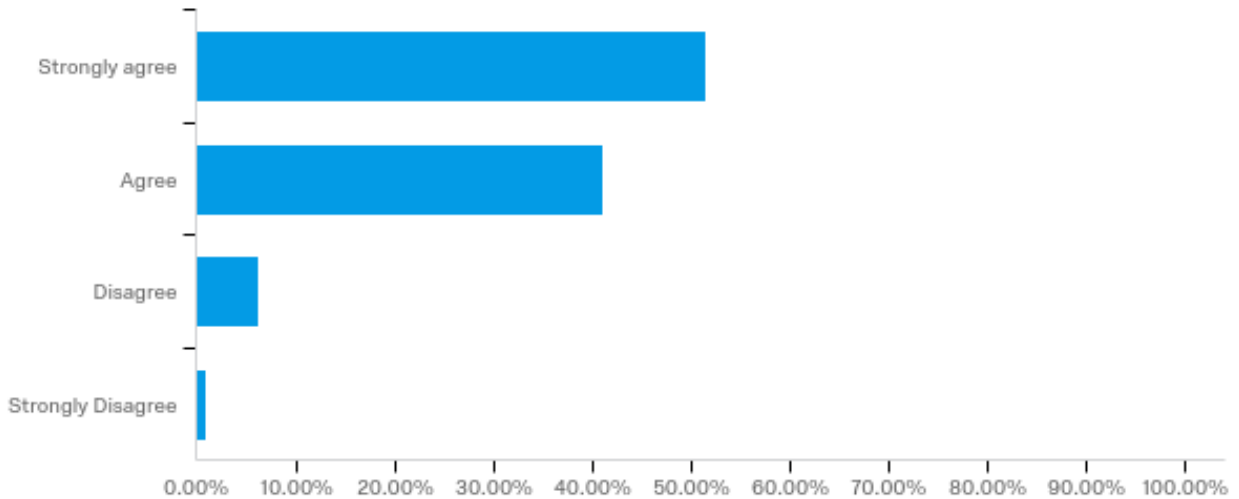
#	Answer	%	Count
1	Project	30.48%	57
2	Thesis	15.51%	29
3	Comprehensive Exam	54.01%	101
	Total	100%	187

### Have you already taken your comprehensive exam?



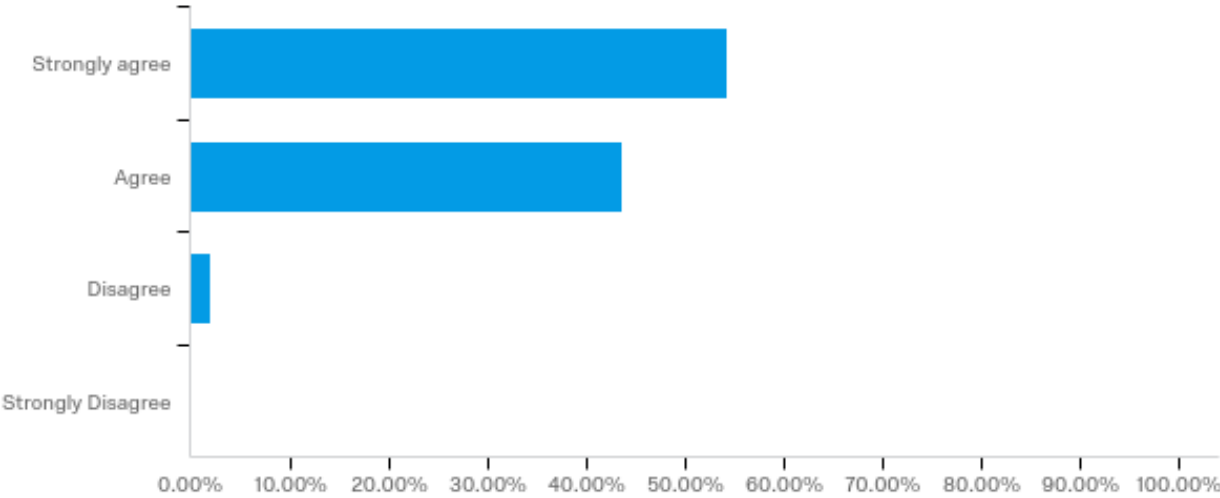
#	Answer	%	Count
1	Yes	95.05%	96
2	No	4.95%	5
	Total	100%	101

### My comprehensive exam allowed me to show the depth and the breadth of what I have learned.



#	Answer	%	Count
1	Strongly agree	51.58%	49
2	Agree	41.05%	39
3	Disagree	6.32%	6
4	Strongly Disagree	1.05%	1
	Total	100%	95

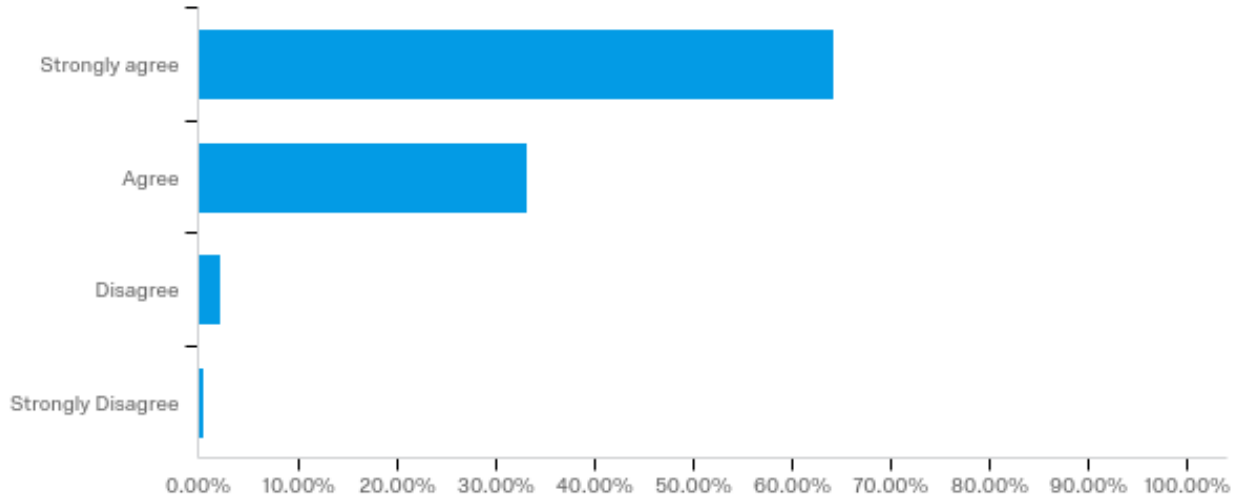
**My comprehensive exam covered most of my program's learning outcomes.**



#	Answer	%	Count
1	Strongly agree	54.17%	52
2	Agree	43.75%	42
3	Disagree	2.08%	2
4	Strongly Disagree	0.00%	0
	Total	100%	96

## Overall Satisfaction

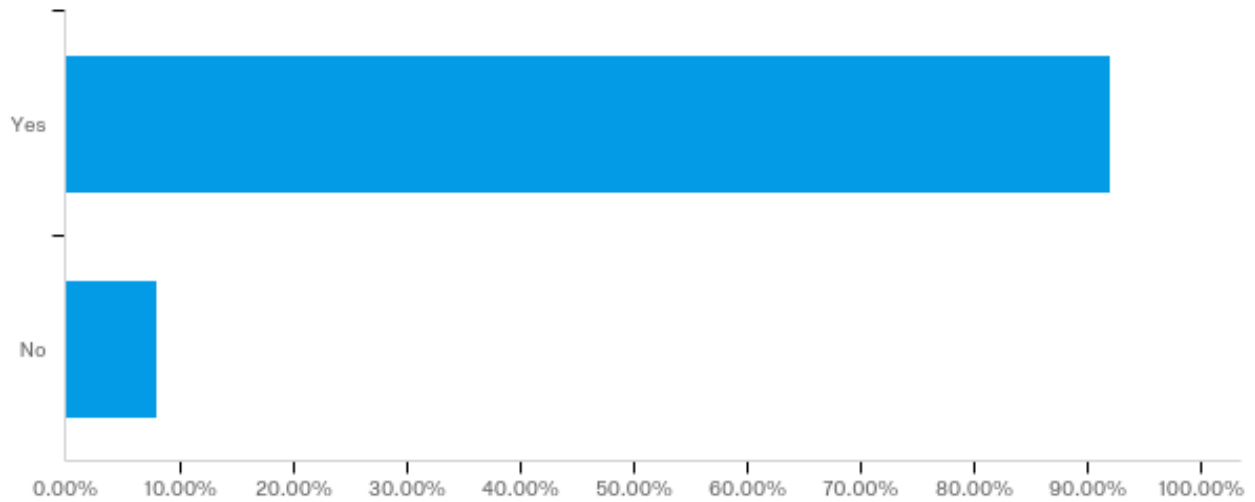
I feel like I made timely progress to program completion, in line with my expectations.



#	Answer	%	Count
1	Strongly agree	64.17%	120
2	Agree	33.16%	62
3	Disagree	2.14%	4
4	Strongly Disagree	0.53%	1
	Total	100%	187

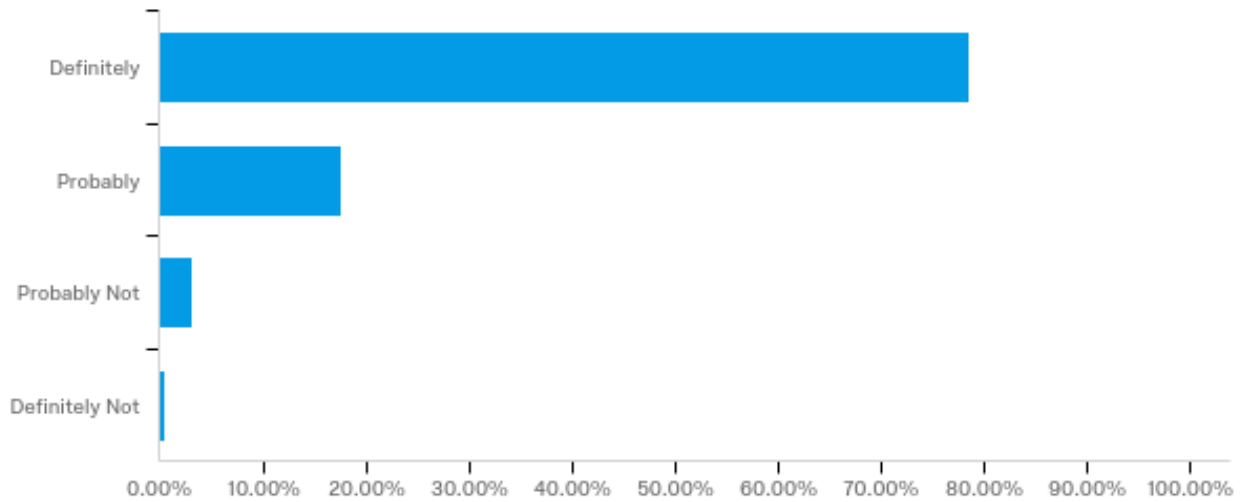


**If you could start over again, would you enroll in the same program you're now attending?**



#	Answer	%	Count
1	Yes	91.98%	172
2	No	8.02%	15
	Total	100%	187

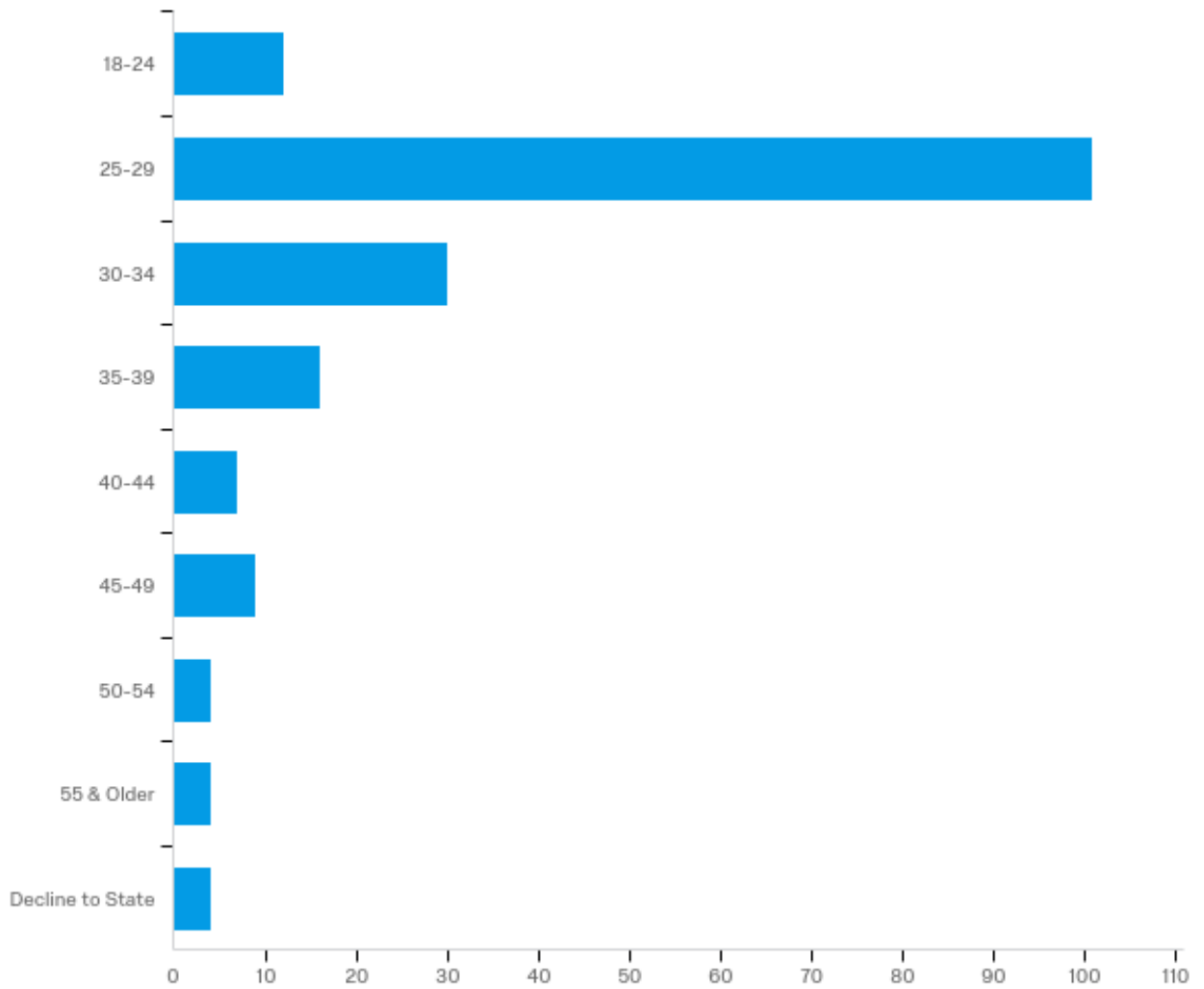
## Would you recommend or encourage others to attend the College of Education at CSULB?



#	Answer	%	Count
1	Definitely	78.61%	147
2	Probably	17.65%	33
3	Probably Not	3.21%	6
4	Definitely Not	0.53%	1
	Total	100%	187

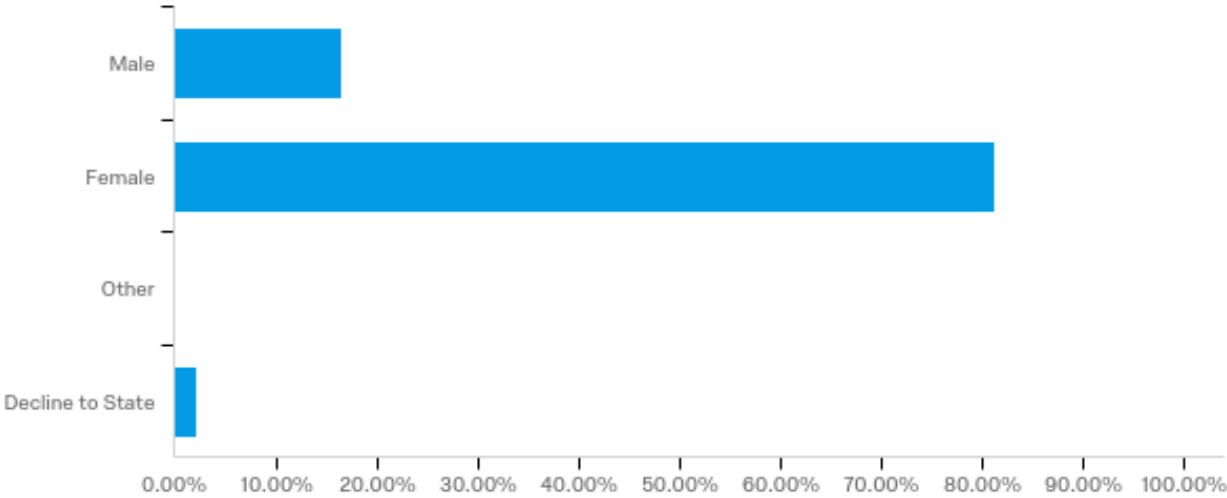
## About You

### Age



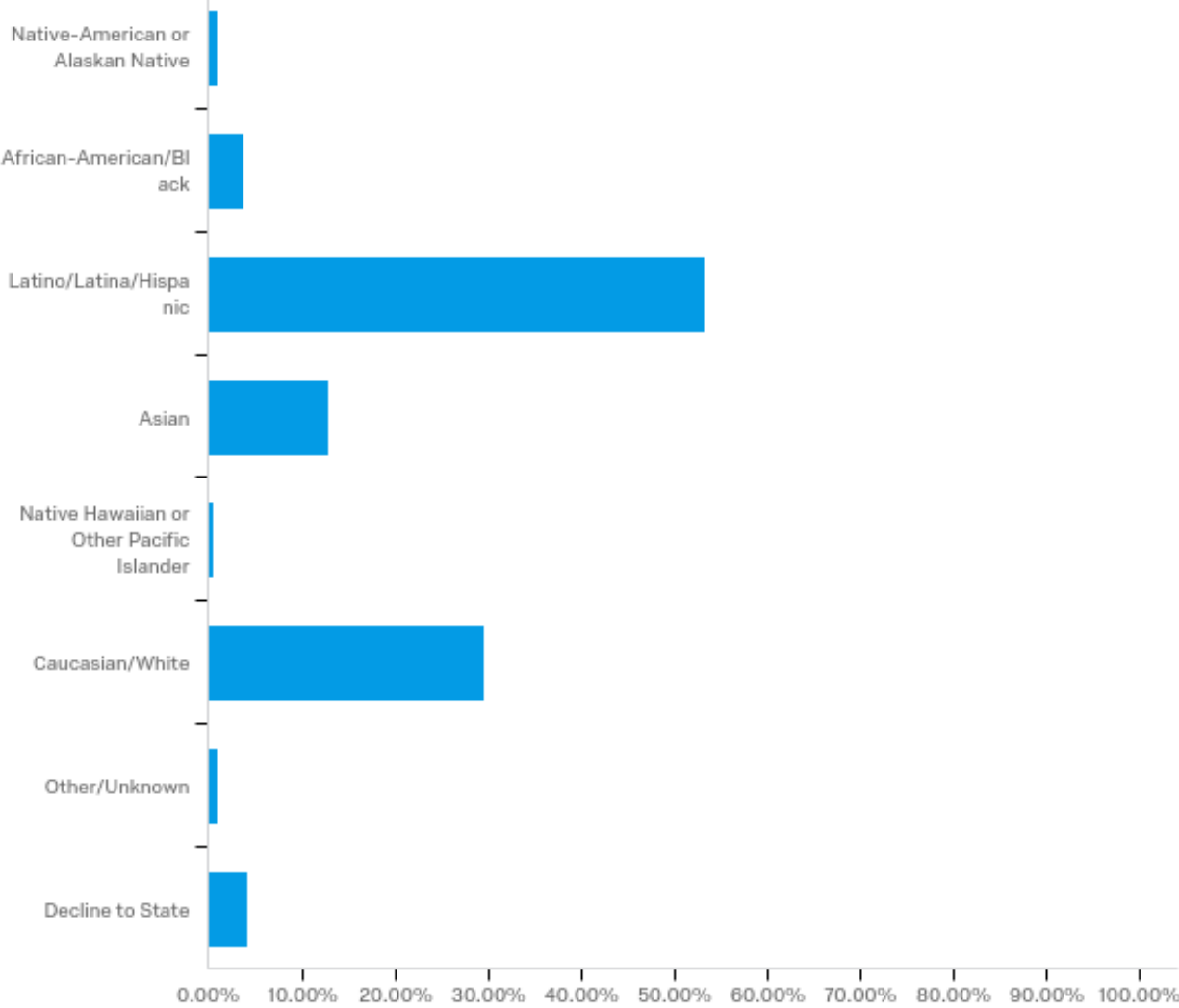
#	Answer	%	Count
1	18-24	6.42%	12
2	25-29	54.01%	101
3	30-34	16.04%	30
4	35-39	8.56%	16
5	40-44	3.74%	7
6	45-49	4.81%	9
7	50-54	2.14%	4
8	55 & Older	2.14%	4
9	Decline to State	2.14%	4
	Total	100%	187

**Gender**



#	Answer	%	Count
1	Male	16.57%	29
2	Female	81.14%	142
3	Other	0.00%	0
4	Decline to State	2.29%	4
	Total	100%	175

**Race/Ethnicity** (select all that apply)

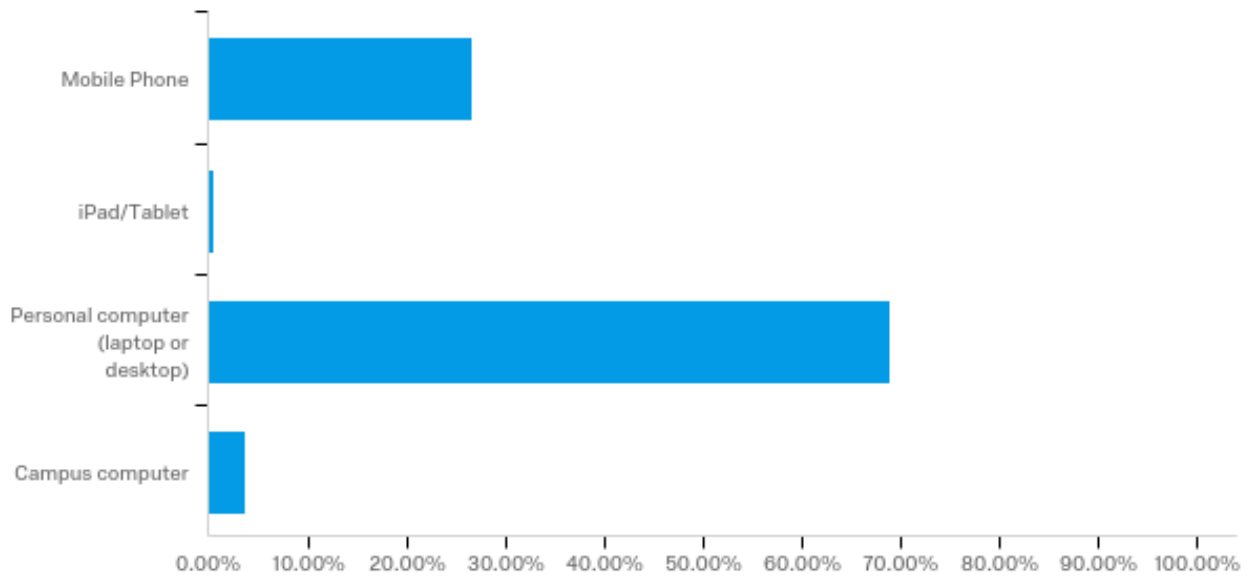


#	Answer	%	Count
1	Native-American or Alaskan Native	1.01%	2
2	African-American/Black	3.54%	7
3	Latino/Latina/Hispanic	50.00%	99
4	Asian	12.12%	24
5	Native Hawaiian or Other Pacific Islander	0.51%	1
6	Caucasian/White	27.78%	55
7	Other/Unknown	1.01%	2
8	Decline to State	4.04%	8
	Total	100%	198

**Other/Unknown:**

NO RESPONSE PROVIDED

## Which method did you use to complete this survey?



#	Answer	%	Count
1	Mobile Phone	26.74%	50
2	iPad/Tablet	0.53%	1
3	Personal computer (laptop or desktop)	68.98%	129
4	Campus computer	3.74%	7
	Total	100%	187