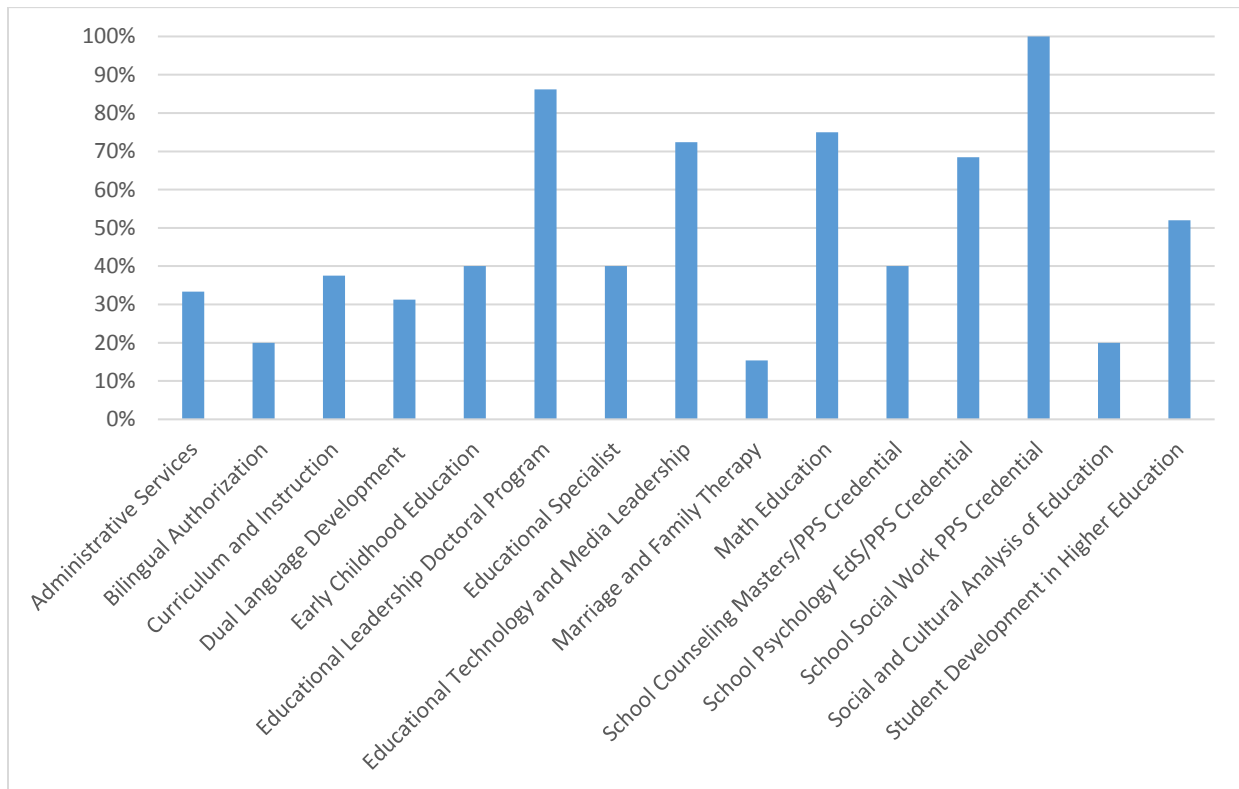


CED Exit Survey Program Response Rates Spring 2017

Program	Responses	Total # in Sample	Response Rate
Administrative Services*	19	57	33.33%
Bilingual Authorization	2	10	20.00%
Curriculum and Instruction**	6	16	37.50%
Dual Language Development	5	16	31.25%
Early Childhood Education	8	20	40.00%
Educational Leadership Doctoral Program***	25	29	86.21%
Educational Specialist****	8	20	40.00%
Educational Technology and Media Leadership*****	21	29	72.41%
Marriage and Family Therapy	6	39	15.38%
Math Education	12	16	75.00%
School Counseling Masters/PPS Credential	8	20	40.00%
School Psychology EdS/PPS Credential	13	19	68.42%
School Social Work PPS Credential	37	37	100.00%
Social and Cultural Analysis of Education	2	10	20.00%
Student Development in Higher Education	13	25	52.00%
College Wide Total	185	363	50.96%



*Administrative Services includes: Administrative Services Tier I/II Credential and Educational Administration Masters

**Curriculum and Instruction includes: Elementary and Secondary Masters

***Educational Leadership Doctoral Program - Data not included in the College Wide Exit Survey report

****Educational Specialist includes: Level II, Clear Credential, and Masters

*****Educational Technology and Media Leadership includes: Ed Tech Masters, Library Media Credential, and Digital Literacy

CED Exit Survey

College Wide

Spring 2017

Tell Us About Your Program

What program(s) are you currently completing or have you recently completed?

#	Answer	%	Count
1	Adapted PE Credential	0.00%	0
2	Administrative Services Tier I Credential	8.52%	15
3	Administrative Services Tier II Credential	0.57%	1
4	Bilingual Authorization	1.14%	2
5	Curriculum and Instruction-Elementary Masters	1.70%	3
6	Curriculum and Instruction-Secondary Masters	2.27%	4
7	Dual Language Development Masters	3.41%	6
8	Early Childhood Education Masters	4.55%	8
9	Educational Administration Masters	3.41%	6
10	Educational Psychology Masters	0.57%	1
11	Educational Technology and Media Leadership (EdTech) Masters	10.23%	18
12	Education Specialist Level II or Clear Credential	2.84%	5
13	Education Specialist Masters	3.98%	7
14	Library Media Teacher Credential	2.84%	5
15	Marriage and Family Therapy Masters	3.41%	6
16	Math Education Masters	6.82%	12
17	Reading and Literacy Authorization	0.00%	0
18	School Counseling Masters/PPS Credential	4.55%	8
19	School Psychology EdS/PPS Credential	7.95%	14

20	School Social Work PPS Credential	21.02%	37
21	Social and Cultural Analysis of Education (SCAE) Masters	1.14%	2
22	Speech-Language Pathology PPS Credential	0.00%	0
23	Student Development in Higher Education (SDHE) Masters	7.39%	13
24	Other	1.70%	3
	Total	100%	176

Other

Social Work Masters
Social Work Masters
Special class teacher librarian

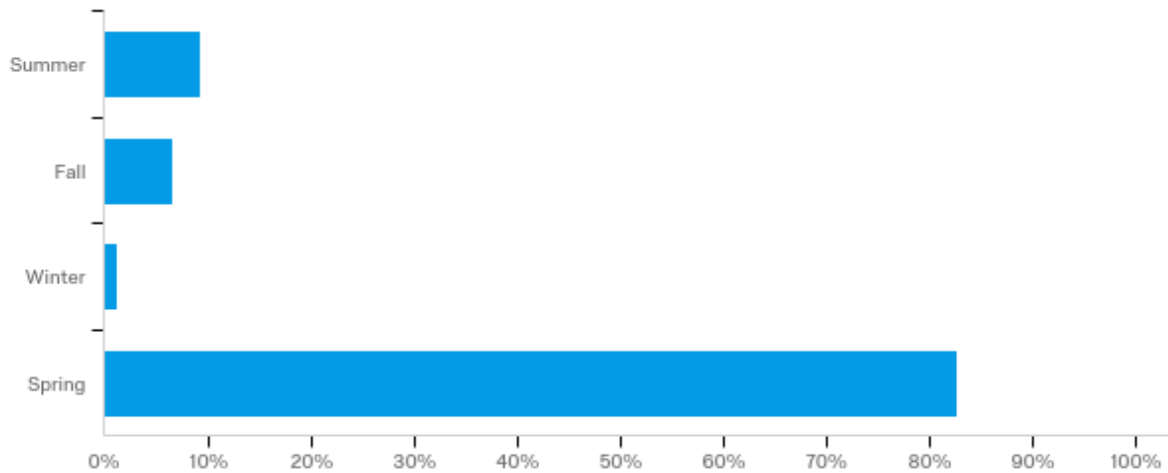
For the purposes of this survey, please select one program from the list below that you will have in mind as you complete the rest of this survey.

#	Answer	%	Count
1	Adapted PE Credential	0.00%	0
2	Administrative Services Tier I Credential	7.45%	12
3	Administrative Services Tier II Credential	1.24%	2
4	Bilingual Authorization	1.24%	2
5	Curriculum and Instruction-Elementary Masters	1.86%	3
6	Curriculum and Instruction-Secondary Masters	1.86%	3
7	Dual Language Development Masters	3.11%	5
8	Early Childhood Education Masters	4.97%	8
9	Educational Administration Masters	3.11%	5
10	Educational Psychology Masters	0.62%	1
11	Educational Technology and Media Leadership (EdTech) Masters	11.18%	18
12	Education Specialist Level II or Clear Credential	1.24%	2
13	Education Specialist Masters	3.73%	6
14	Library Media Teacher Credential	1.86%	3
15	Marriage and Family Therapy Masters	3.73%	6
16	Math Education Masters	7.45%	12
17	Reading and Literacy Authorization	0.00%	0
18	School Counseling Masters/PPS Credential	4.97%	8
19	School Psychology EdS/PPS Credential	8.07%	13
20	School Social Work PPS Credential	22.98%	37
21	Social and Cultural Analysis of Education (SCAE) Masters	1.24%	2
22	Speech-Language Pathology PPS Credential	0.00%	0
23	Student Development in Higher Education (SDHE) Masters	8.07%	13
24	Other	0.00%	0
	Total	100%	161

If other, please specify program below.

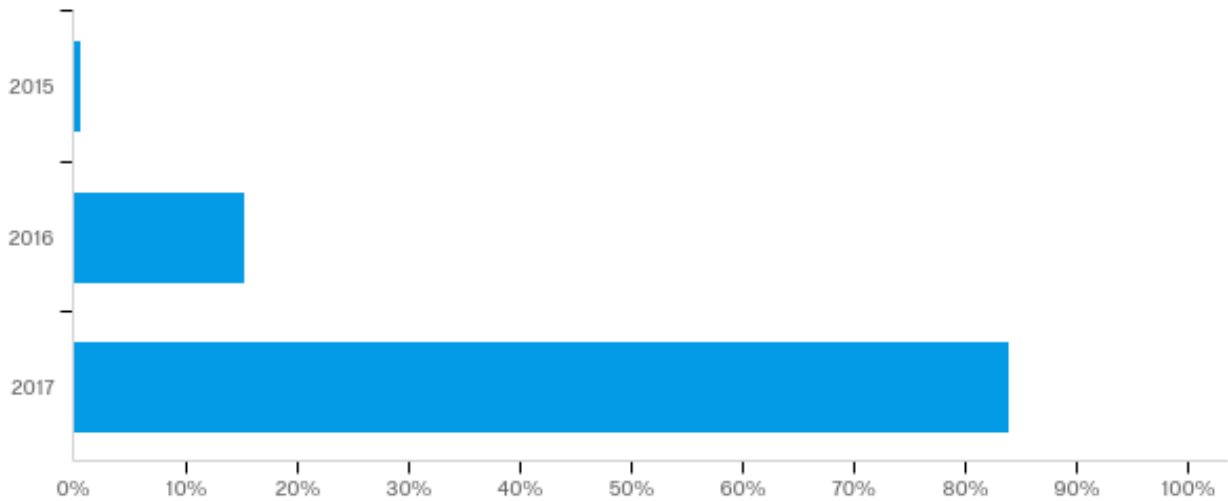
NO RESPONSE PROVIDED

In what term and year did you or will you complete your program?



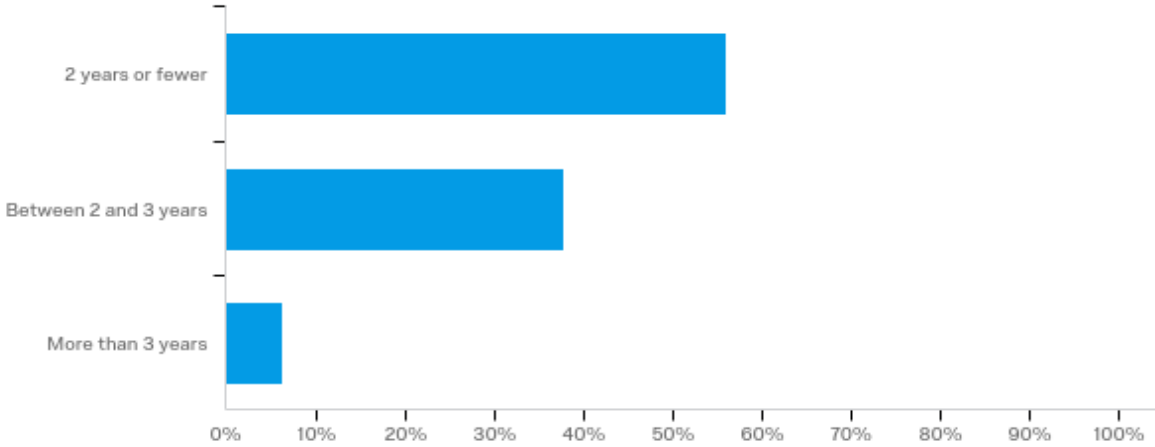
#	Answer	%	Count
1	Summer	9.33%	14
2	Fall	6.67%	10
3	Winter	1.33%	2
4	Spring	82.67%	124
	Total	100%	150

In what term and year did you or will you complete your program?



#	Answer	%	Count
1	2015	0.67%	1
2	2016	15.44%	23
3	2017	83.89%	125
	Total	100%	149

How many years did it take you to complete the program? (Please include any educational leaves, time off from study, etc.)



#	Answer	%	Count
1	2 years or fewer	55.90%	90
2	Between 2 and 3 years	37.89%	61
3	More than 3 years	6.21%	10
	Total	100%	161

Advising and College Services

Please rate your level of agreement with the following statements about the academic environment and services.

#	Question	Strongly Agree	Agree	Disagree	Strongly Disagree
1	I had access to the support I needed to succeed academically.	98	54	6	2
2	My program advisor was helpful and supportive.	90	53	5	6
3	At least one college staff member took an interest in my development.	89	48	15	3
4	At least one faculty member took an interest in my development.	98	53	8	2
5	Staff in the college were helpful and supportive.	97	57	4	2
6	The physical classroom space was conducive to learning.	83	71	6	0
7	I felt the college and my program were sensitive to non-academic responsibilities (e.g., work, family, etc.)	82	59	7	9
8	The quality of service/advising provided by the Graduate Studies Office was high.	77	60	3	1
9	The information on the college web site was accurate and thorough.	76	73	2	0
	Total	790	528	56	25

Technology, Library, and Other Resources

Please rate your level of satisfaction with the quality of each of the following:

#	Question	Very Satisfied	Satisfied	Dissatisfied	Very Dissatisfied
1	Library resources in my field.	80	66	4	0
2	Support for writing.	36	60	6	1
3	Accuracy and timely availability of information relevant to my academic progress	68	78	3	4
4	Availability of the technology necessary for my academic program	73	67	5	1
5	Availability of the courses I need to make academic progress	86	62	7	4
	Total	343	333	25	10

Please rate your level of agreement with each of the following:

#	Question	Strongly Agree	Agree	Disagree	Strongly Disagree
1	My instructors frequently used technology and media to effectively promote learning.	85	71	5	0
2	My instructors expected us to use instructional technology and media in completing our assignments.	88	67	4	1
3	In my program, I had sufficient opportunities to learn about using computer technology to enhance my academic and professional work.	59	66	23	4
4	I am able to locate online resources in my field.	93	63	4	1
5	I use technology ethically and responsibly (accessibility, fair use, security, safety, etc.).	111	47	1	0
6	I am able to locate high-quality online resources in my field.	95	59	6	1
7	My academic and professional work is enhanced by the use of technology.	103	54	2	1
8	I am able to integrate technology to improve my teaching and learning.	97	56	4	1
	Total	731	483	49	9

CED's Conceptual Framework

How important do you think it is to:

#	Question	Very Important	Important	Somewhat Important	Not That Important
1	Develop the content knowledge and skills needed to be successful in your profession.	146	13	1	0
2	Understand how to collect and use assessment data to inform your practice.	134	26	0	0
3	Develop competence in working collaboratively within school, family, and/or community contexts.	148	12	0	0
4	Accept leadership roles in your profession in responsible and ethical ways.	138	19	2	0
5	Understand how to use technology and other innovative processes in appropriate ways within your profession.	122	33	5	0
6	Understand and appreciate the role of research in your profession and use scholarship in a continuous learning and inquiry manner.	122	33	5	0
7	See it as part of your professional responsibility to advocate for the interests of your students/clients.	148	12	0	0
	Total	958	148	13	0

To what degree has your program contributed to your ability to:

#	Question	A Great Deal	Somewhat	Very Little	Not At All
1	Develop the content knowledge and skills needed to be successful in your profession.	130	29	2	0
2	Understand how to collect and use assessment data to inform your practice.	104	50	6	1
3	Develop competence in working collaboratively within school, family, and/or community contexts.	127	30	3	1
4	Accept leadership roles in your profession in responsible and ethical ways.	121	33	5	2
5	Understand how to use technology and other innovative processes in appropriate ways within your profession.	93	56	11	1
6	Understand and appreciate the role of research in your profession and use scholarship in a continuous learning and inquiry manner.	125	29	5	2
7	See it as part of your professional responsibility to advocate for the interests of your students/clients.	136	21	3	1
	Total	836	248	35	8

Learning Experiences and Outcomes.

In your experiences in the College of Education during the current academic year, how often have you:

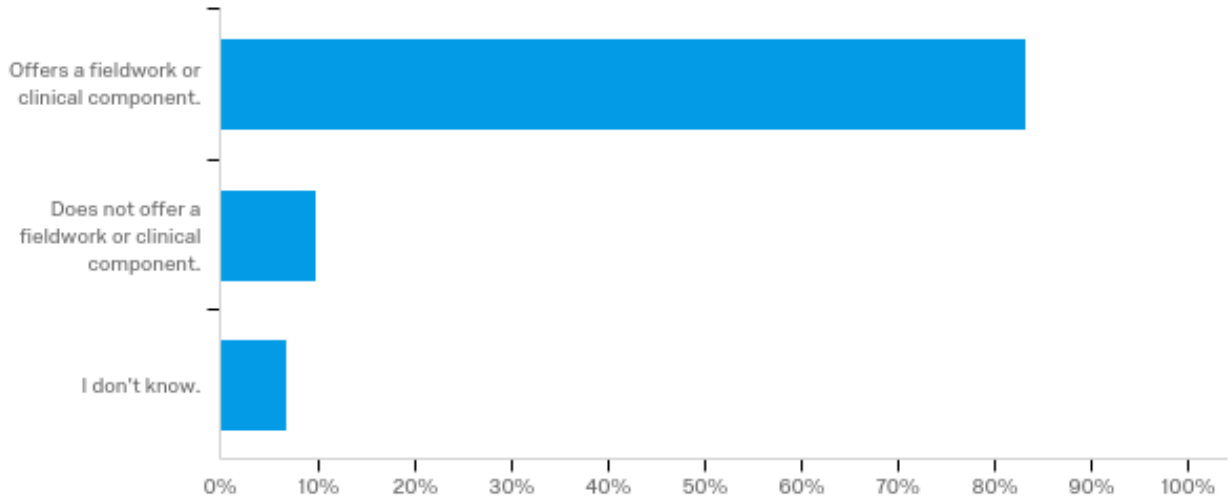
#	Question	Very Often	Often	Sometimes	Never
1	Participated in a meaningful and productive group discussion on an educational issue/topic.	101	44	16	0
2	Participated in small or large group activities in class.	119	34	7	1
3	Discussed or communicated with faculty outside of class regarding ideas from readings or class content (via in-person meetings, email, text messages, Beachboard, etc.)	65	49	43	4
4	Received prompt, detailed, and useful written or oral feedback from a professor about your academic performance.	81	54	24	2
5	Had serious conversations with students who are very different from you in terms of race, religious beliefs, political views, personal values, etc.	81	42	25	13
	Total	447	223	115	20

Please rate your level of agreement with the following questions regarding how well the coursework in your degree/credential program did the following. My coursework...

#	Question	Strongly Agree	Agree	Disagree	Strongly Disagree
1	... reflected sensitivity to all aspects of diversity.	104	54	1	2
2	...prepared me to connect professional standards to the latest developments in the field and my practice.	105	54	2	0
3	... facilitated my reflection on my professional values and dispositions.	113	43	4	1
4	... facilitated my reflection on my learning in a way that enhanced my growth and development.	113	44	2	2
5	... allowed me to interact with a wide range of faculty and professionals in the field.	83	62	13	3
6	... gave me the opportunity to work with other candidates from a wide range of diverse groups.	84	60	13	3
7	... facilitated the active participation of individuals from diverse groups.	95	52	12	1
	Total	697	369	47	12

Learning Outcomes: Fieldwork

My program...



#	Answer	%	Count
1	Offers a fieldwork or clinical component.	83.23%	134
2	Does not offer a fieldwork or clinical component.	9.94%	16
3	I don't know.	6.83%	11
	Total	100%	161

Please rate your level of agreement with the following questions regarding how well the fieldwork/site-based or clinical portion of your degree/credential program did the following:

#	Question	Strongly Agree	Agree	Disagree	Strongly Disagree
1	I interacted with diverse students/clients in my fieldwork/site-based or other clinical experiences.	91	38	3	1
2	I was able to gain experience in a variety of settings through my fieldwork/site-based or other clinical experiences.	89	36	6	1
3	I was encouraged to reflect on my content and professional knowledge through my fieldwork/site-based or other clinical experiences.	105	25	1	1
4	I was encouraged to reflect on my professional dispositions through my fieldwork/site-based or other clinical experiences.	95	34	2	1
5	My fieldwork/site-based or other clinical experiences gave me the opportunity to synthesize and apply what I learned in my coursework.	96	34	1	1
6	My coursework prepared me well for my fieldwork/clinical experiences.	78	46	5	1
7	I had the opportunity to work collaboratively with others (faculty, supervisors, peers) to both receive and give feedback on practice during my fieldwork/site-based or other clinical experiences.	91	37	3	1
8	My fieldwork/clinical experiences helped me develop strategies for serving all students/clients to promote their learning and success.	96	32	1	3
	Total	741	282	22	10

General Outcomes

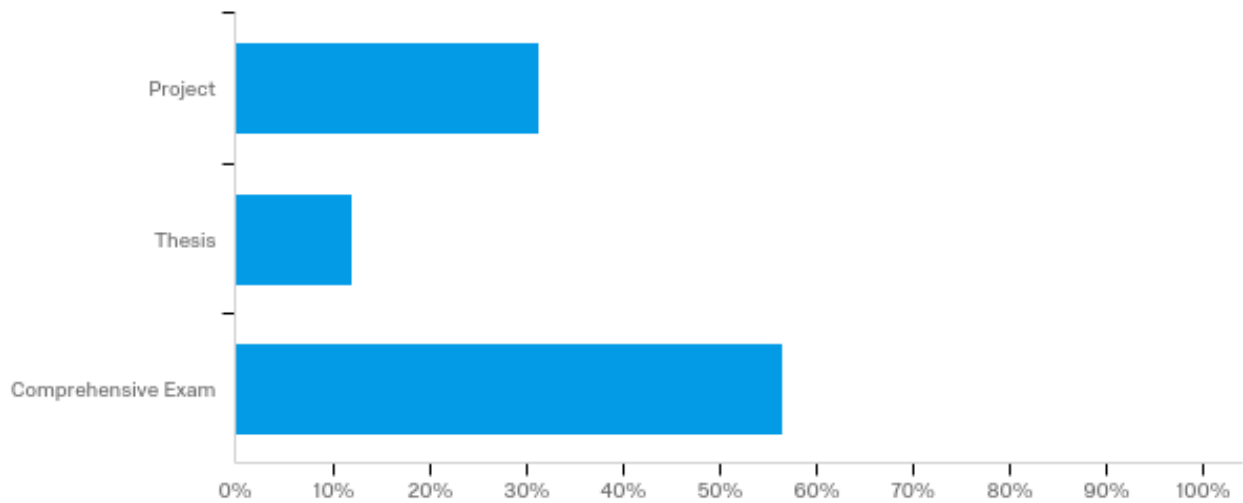
Please rate your level of agreement with the following questions regarding general outcomes of your degree/credential program:

#	Question	Strongly Agree	Agree	Disagree	Strongly Disagree
1	My program facilitated the development of my critical thinking skills.	109	48	2	2
2	My program facilitated the development of my problem-solving skills.	103	55	2	1
3	My program prepared me for professional practice.	110	46	5	0
4	My program helped me develop or refine my professional dispositions in a way that will allow me to serve all students/clients.	114	41	6	0
5	My program helped me develop the ability to link my lesson content to students' experiences and cultures.	106	45	7	0
6	My program prepared me to teach and engage all students, including English language learners and those with special needs.	88	49	14	1
7	My program prepared me to use technology and other innovative approaches to work collaboratively with others and to both receive and give feedback on practice during my coursework.	86	63	9	2
	Total	716	347	45	6

To what degree has your program contributed to your ability to:

#	Question	A Great Deal	Somewhat	Not At All
1	Use research- and evidence-based practices (pedagogy, counseling, etc.) in your professional work?	139	21	1
2	Read, understand, interpret and apply high quality research in your professional work?	128	31	1
3	Collaborate with colleagues and community organizations to support school/program improvement?	136	22	3
4	Act as a leader, whatever your role, to promote learning and success for all students/clients?	134	25	2
5	Act as a change agent to support innovative practices?	124	34	2
6	Engage in an ongoing process of inquiry to support and improve your practice?	134	25	2
7	Act as an advocate both for those you serve and yourself?	135	22	3
	Total	930	180	14

What did you choose as your culminating activity?



#	Answer	%	Count
1	Project	31.45%	50
2	Thesis	11.95%	19
3	Comprehensive Exam	56.60%	90
	Total	100%	159

Have you already taken your comprehensive exam?

#	Answer	%	Count
1	Yes	87.78%	79
2	No	12.22%	11
	Total	100%	90

My comprehensive exam allowed me to show the depth and the breadth of what I have learned.

#	Answer	%	Count
1	Strongly Agree	50.63%	40
2	Agree	43.04%	34
4	Disagree	3.80%	3
5	Strongly Disagree	2.53%	2
	Total	100%	79

My comprehensive exam covered most of my program's learning outcomes.

#	Answer	%	Count
1	Strongly Agree	62.03%	49
2	Agree	34.18%	27
4	Disagree	2.53%	2
5	Strongly Disagree	1.27%	1
	Total	100%	79

I feel like I made timely progress to program completion, in line with my expectations.

#	Answer	%	Count
1	Strongly Agree	70.19%	113
2	Agree	26.09%	42
4	Disagree	1.24%	2
5	Strongly Disagree	2.48%	4
	Total	100%	161

If you could start over again, would you enroll in the same program you're now attending?

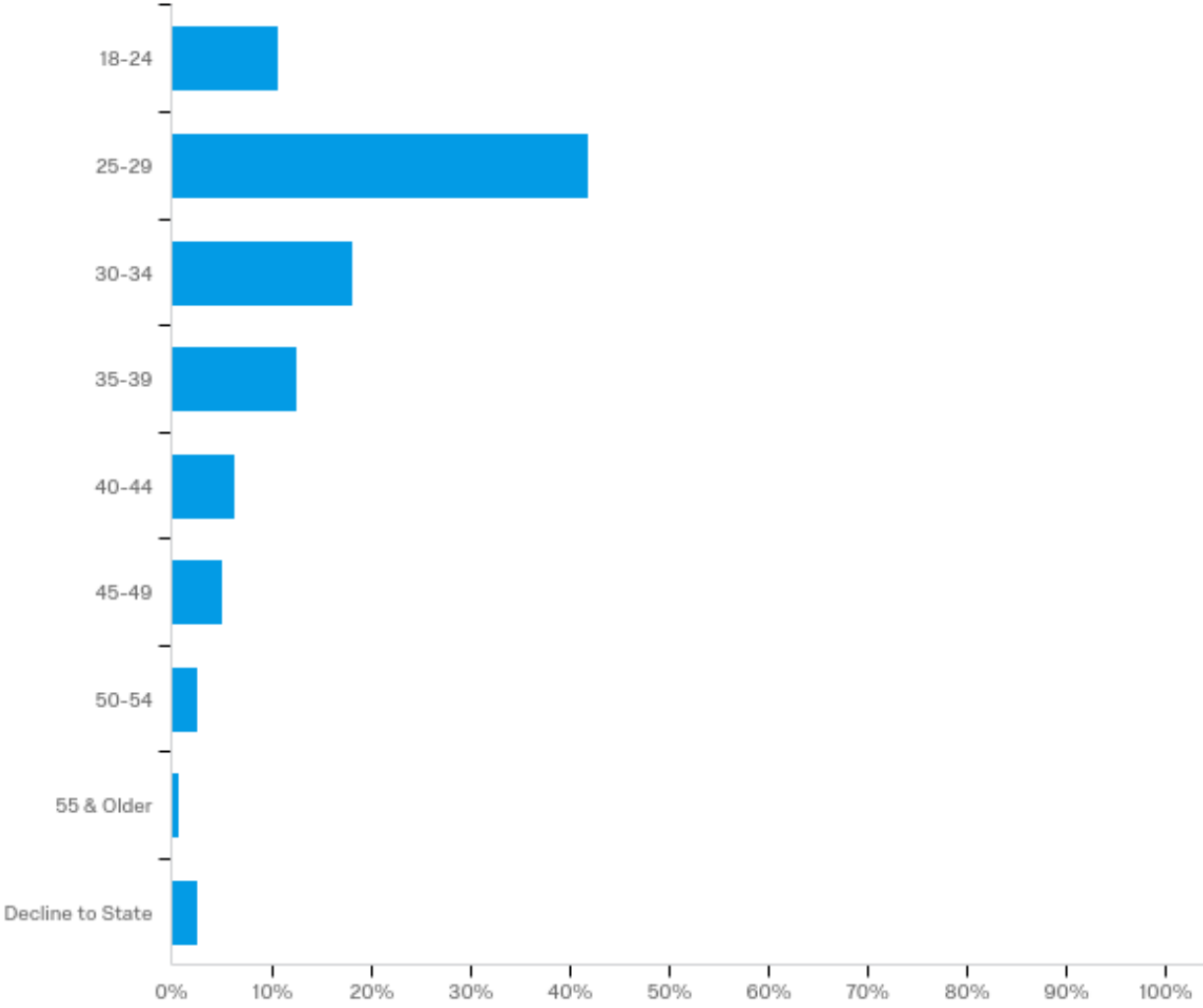
#	Answer	%	Count
1	Yes	89.38%	143
2	No	10.63%	17
	Total	100%	160

Would you recommend or encourage others to attend the College of Education at CSULB?

#	Answer	%	Count
1	Definitely	75.00%	120
2	Probably	21.25%	34
3	Probably Not	1.88%	3
4	Definitely Not	1.88%	3
	Total	100%	160

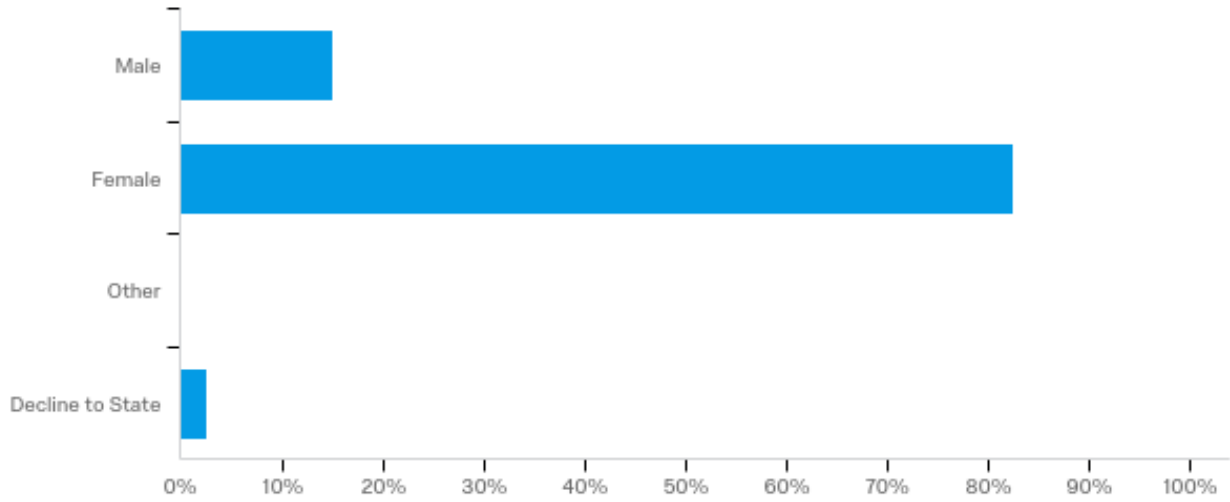
Demographic Items

Age



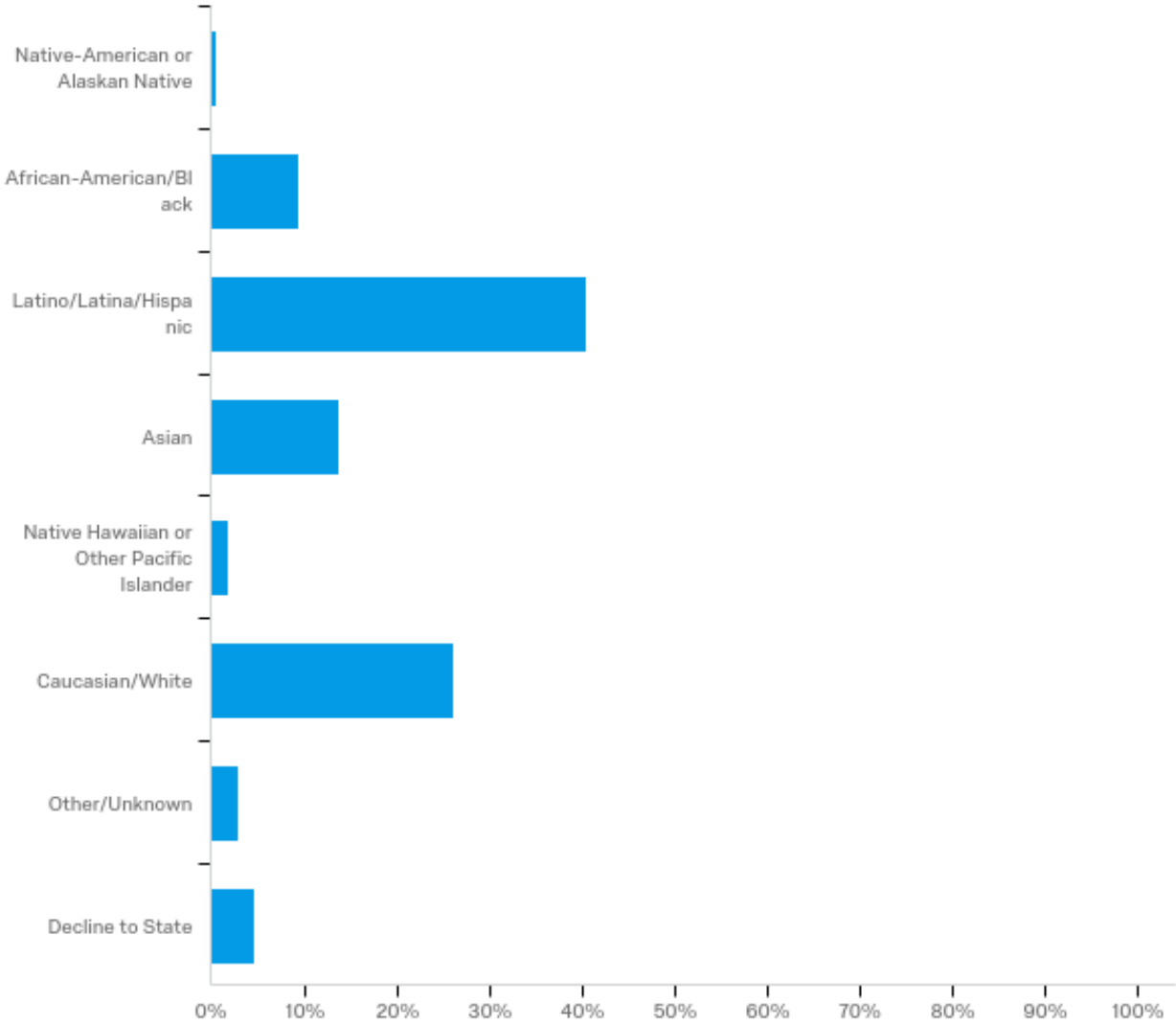
#	Answer	%	Count
1	18-24	10.63%	17
2	25-29	41.88%	67
3	30-34	18.13%	29
4	35-39	12.50%	20
5	40-44	6.25%	10
6	45-49	5.00%	8
7	50-54	2.50%	4
8	55 & Older	0.63%	1
9	Decline to State	2.50%	4
	Total	100%	160

Gender



#	Answer	%	Count
1	Male	15.00%	24
2	Female	82.50%	132
4	Other	0.00%	0
3	Decline to State	2.50%	4
	Total	100%	160

Race/Ethnicity (select all that apply)



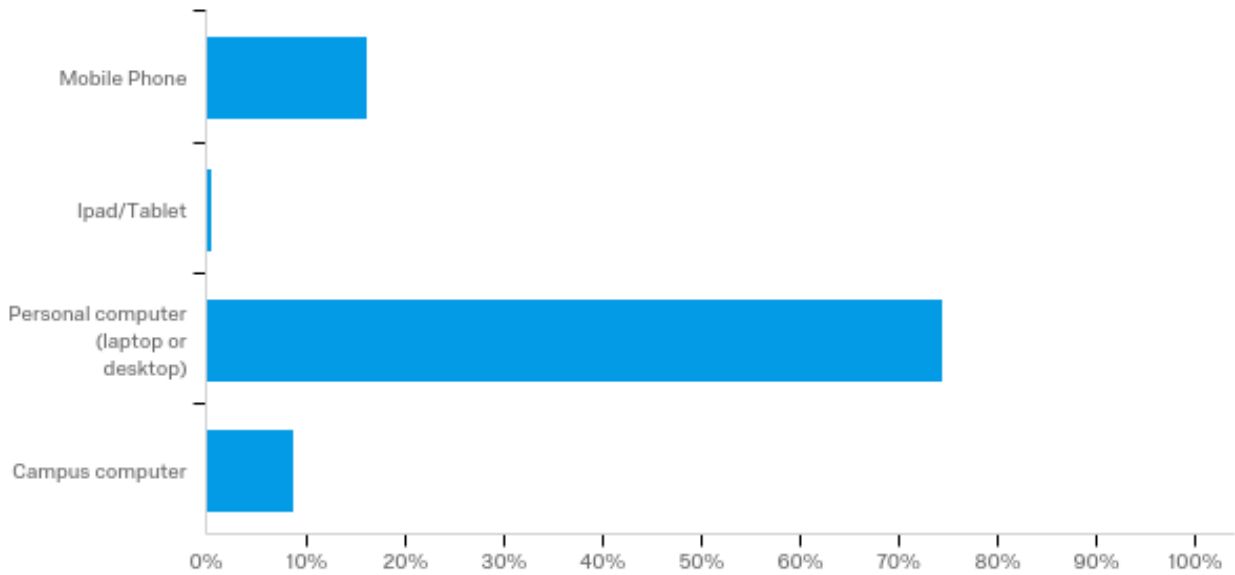
#	Answer	%	Count
10	Native-American or Alaskan Native	0.60%	1
2	African-American/Black	9.52%	16
4	Latino/Latina/Hispanic	40.48%	68
5	Asian	13.69%	23
6	Native Hawaiian or Other Pacific Islander	1.79%	3
3	Caucasian/White	26.19%	44
8	Other/Unknown	2.98%	5
7	Decline to State	4.76%	8
	Total	100%	168

In your own words, how would you describe your ethnicity? (Optional)

Vietnamese.
American
Multiracial, more specifically Mexican, Puerto Rican and Black.
I consider myself a Latina.
white
Cuban/European
Mexican-American
White
White
Black
Korean
I am an American citizen whose ancestry comes from Northern and Western Europe (England, Scotland, Whales, Germany, and Sweden).
Scot-Irish
White.
White
First generation Mexican American
Ashkenazi
Eastern European
Chinese-American
white
Hispanic
Mixed
Latino
filipino
I am Latina
Mexican
Mexican-American

Mexican
Lebanese and white
Latina Mexican American
Mexican-American
Filipino
Mexican-American
Garifuna American or Belizean American
Latin American
Chicano
Mexican
Cambodian American
Armenian
I am Hispanic but also white. When I was younger, there was no option to check all that apply or it said White (not of Hispanic origin).
Mexican American
White.
Filipino/Caucasian
Irish American
Salvadoreno-American
1/4 american Indian (Moravian Thames Delaware) and English, Scottish, Irish, Polish, Romanian

Which method did you use to complete this survey?



#	Answer	%	Count
3	Mobile Phone	16.25%	26
2	Ipad/Tablet	0.63%	1
1	Personal computer (laptop or desktop)	74.38%	119
4	Campus computer	8.75%	14
	Total	100%	160