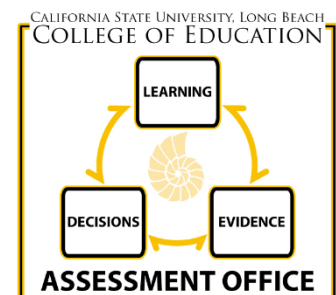


CED Alumni Survey of Advanced Credential and Degree Program Completers

Response Report

Fall 2017



CED Alumni Survey

College Wide Survey of Advance Degree Alumni Fall 2017

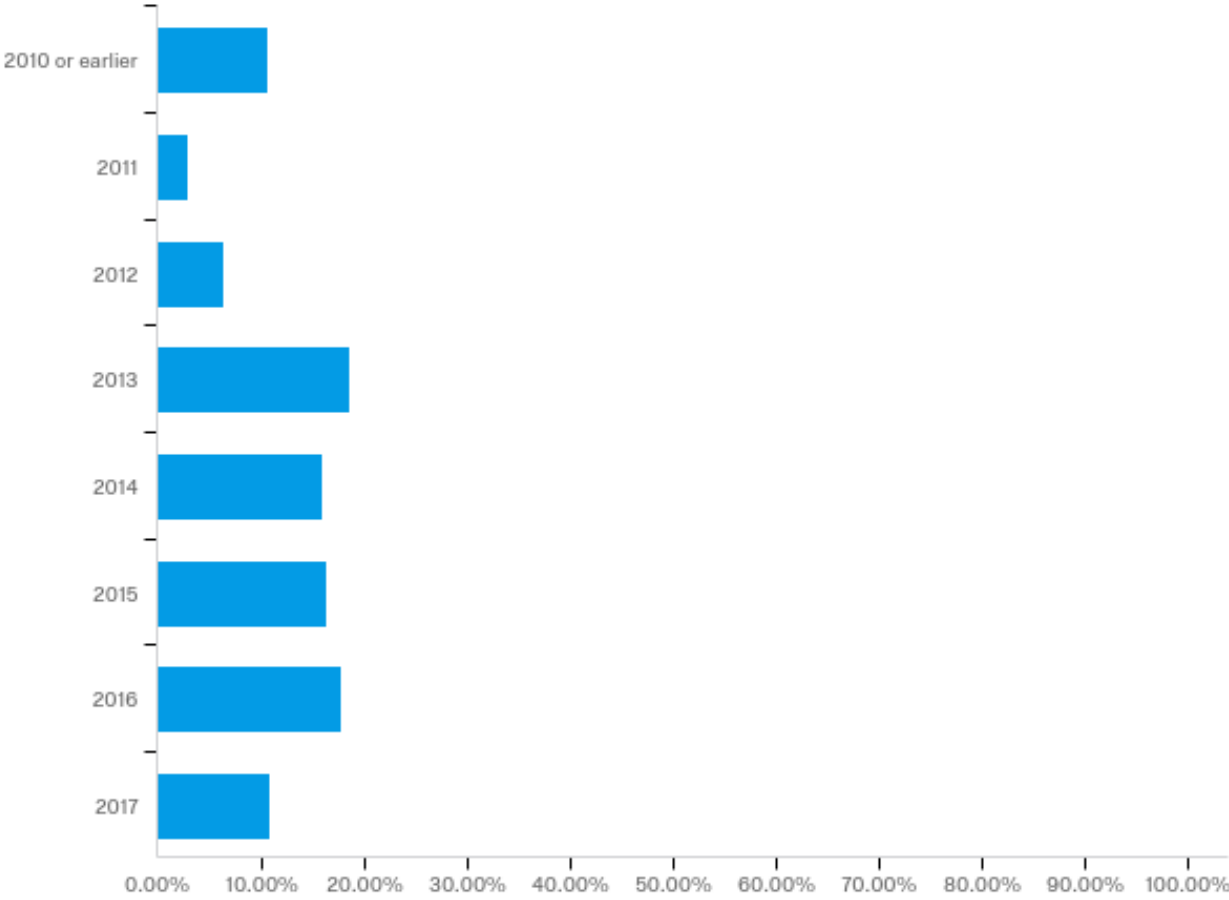
About Your Program

Please select the program from which you graduated and that you will have in mind as you complete the rest of this survey.

#	Answer	%	Count
1	Adapted PE Credential	5.22%	19
2	Administrative Services I Credential	3.57%	13
3	Administrative Services II Credential	0.00%	0
4	Bilingual Authorization	0.55%	2
5	Curriculum and Instruction-Elementary Master's Degree	1.10%	4
6	Curriculum and Instruction-Secondary Master's Degree	0.82%	3
7	Dual Language Development Master's Degree	0.82%	3
8	Early Childhood Education Master's Degree	4.12%	15
9	Education Specialist Level II or Clear Credential	0.55%	2
10	Education Specialist Master's Degree	3.57%	13
11	Educational Administration Master's Degree	3.57%	13
12	EdD in Educational Leadership - Higher Education	6.32%	23
13	EdD in Educational Leadership - PK12	1.92%	7
14	Educational Psychology Master's Degree	1.10%	4
15	Educational Technology and Media Leaderships Master's Degree (ETEC)	3.02%	11
16	Library Media Teacher Credential	1.92%	7
17	Librarianship Master's Degree	0.82%	3
18	Marriage and Family Therapy Master's Degree	6.87%	25
19	Math Education Master's Degree	1.37%	5
20	Reading and Language Arts Credential	0.27%	1
21	Reading and Language Arts Master's Degree	0.27%	1

22	School Counseling Master's Degree/PPS Credential	7.69%	28
23	School Psychology Eds/PSS Credential	12.64%	46
24	School Social Work PPS Credential	8.79%	32
25	Social and Cultural Analysis of Education Master's Degree (SCAE)	4.95%	18
26	Speech-Language Pathology PPS Credential	1.92%	7
27	Student Development in Higher Education Master's Degree (SDHE)	16.21%	59
	Total	100%	364

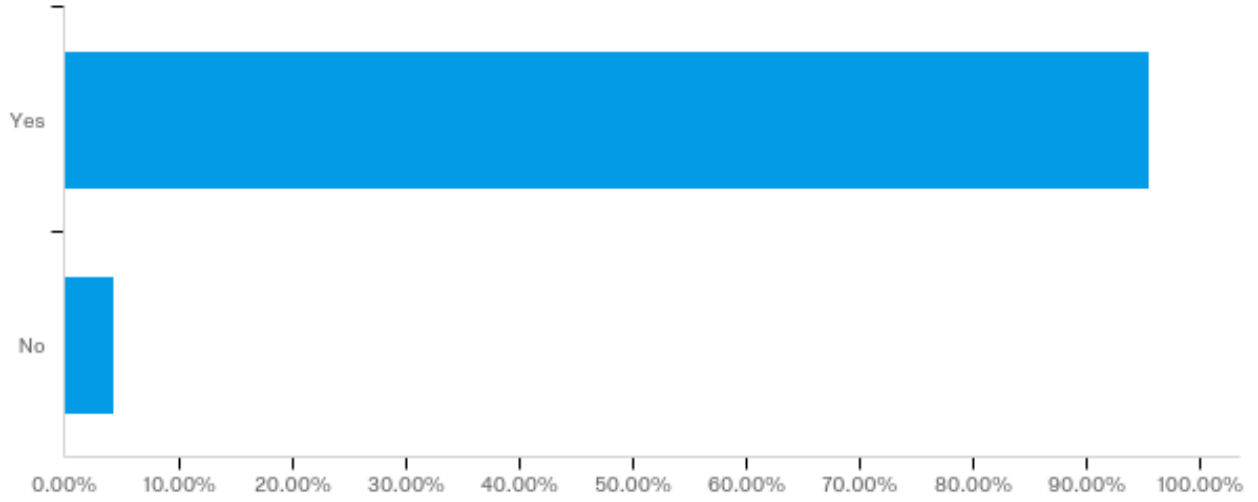
What year did you graduate from this program?



#	Answer	%	Count
1	2010 or earlier	10.71%	39
2	2011	3.02%	11
3	2012	6.32%	23
4	2013	18.68%	68
5	2014	15.93%	58
6	2015	16.48%	60
7	2016	17.86%	65
8	2017	10.99%	40
	Total	100%	364

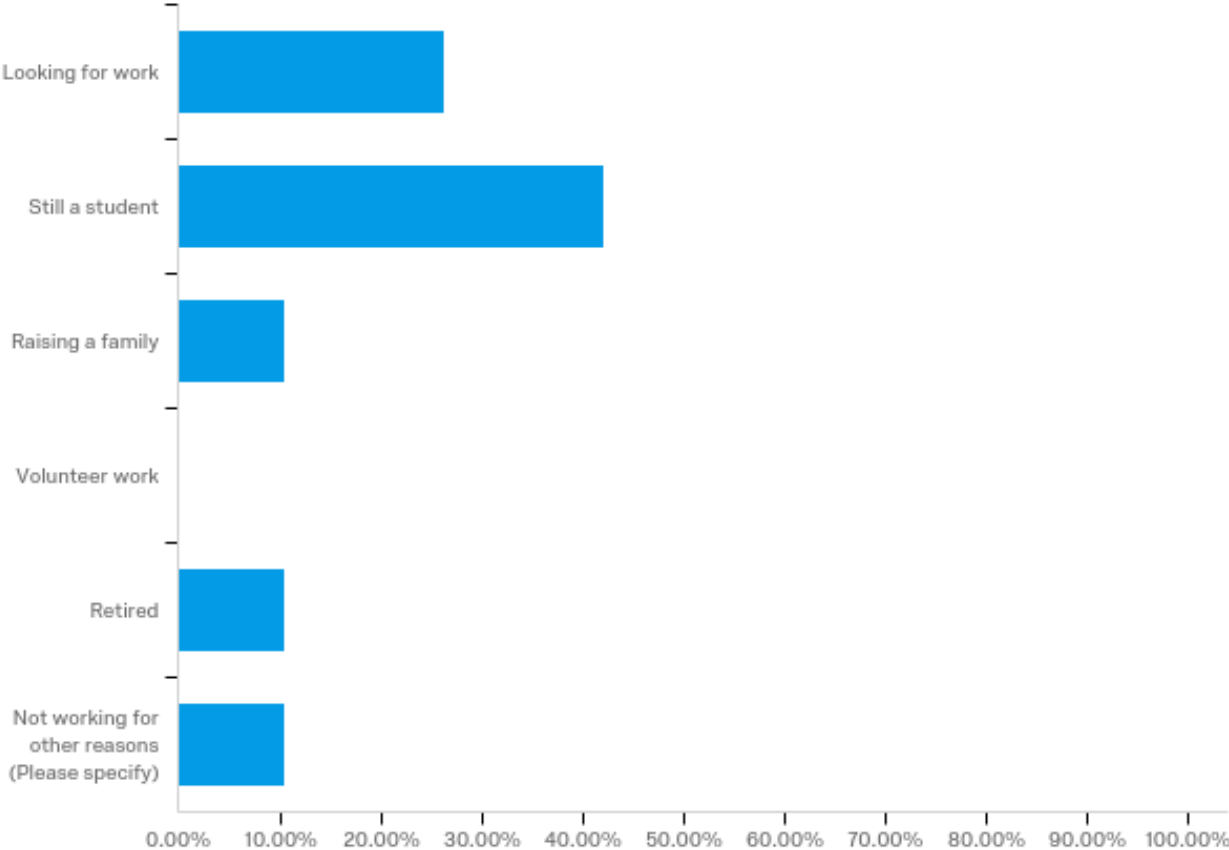
Professional Experiences

Are you working for pay right now?



#	Answer	%	Count
1	Yes	95.60%	348
2	No	4.40%	16
	Total	100%	364

Which of the following best describes why you are not currently working for pay? Please select all that apply.

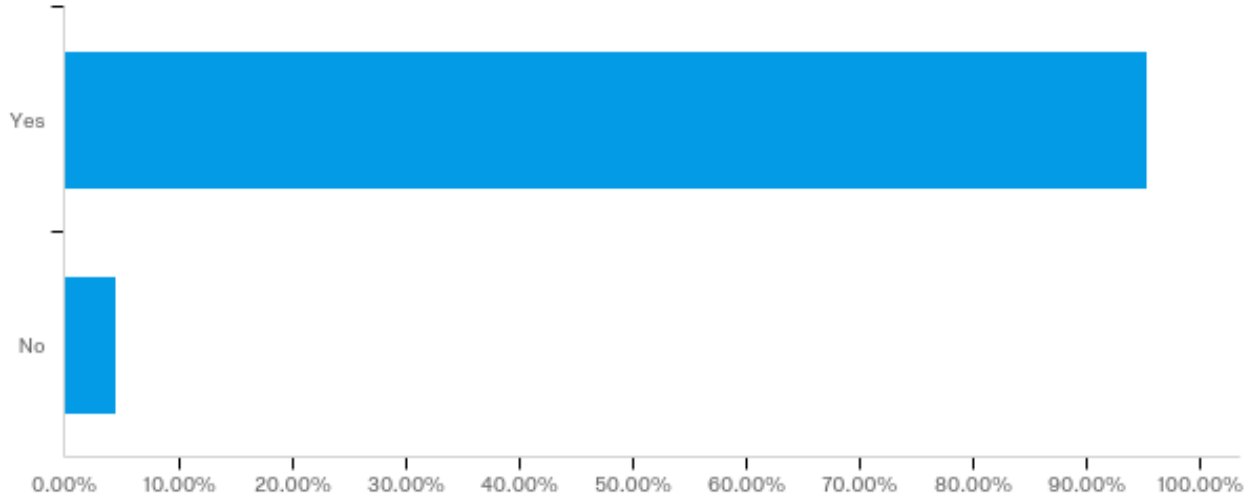


#	Answer	%	Count
1	Looking for work	26.32%	5
2	Still a student	42.11%	8
3	Raising a family	10.53%	2
4	Volunteer work	0.00%	0
5	Retired	10.53%	2
6	Not working for other reasons (Please specify)	10.53%	2
	Total	100%	19

Not working for other reasons (Please specify)

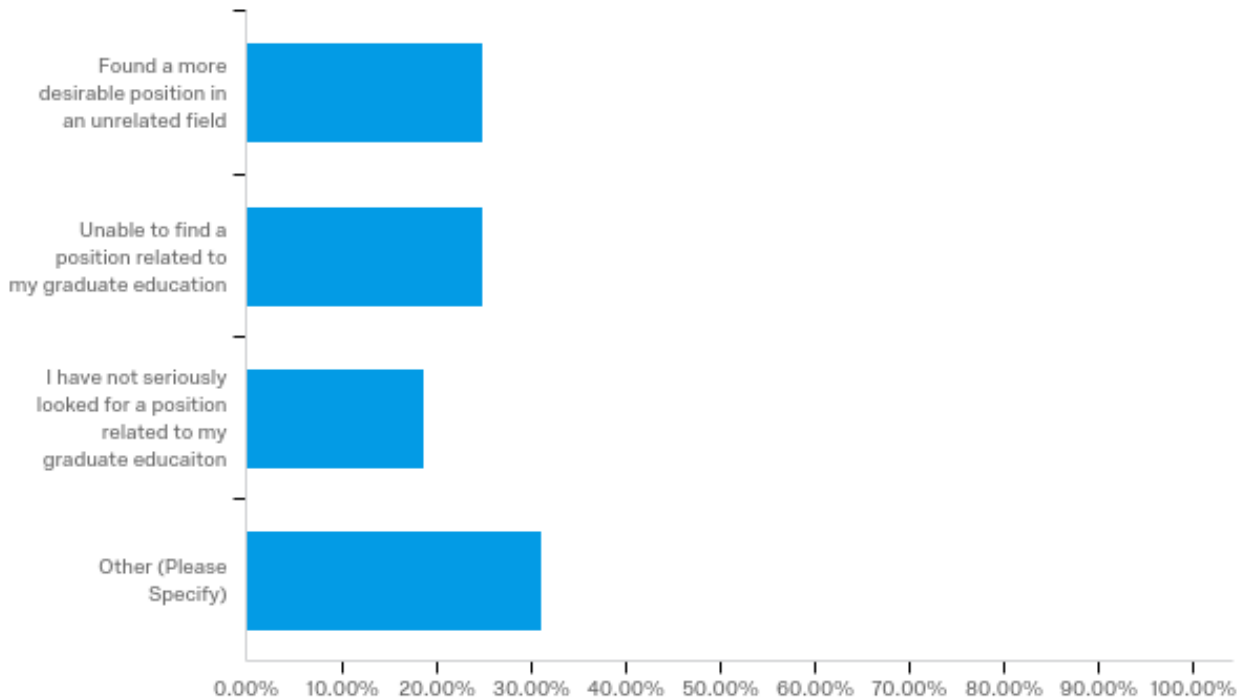
Mental health issues.
Not working for health reasons

Are you currently employed in a field related to your CSULB College of Education degree and/or credential?



#	Answer	%	Count
1	Yes	95.39%	331
2	No	4.61%	16
	Total	100%	347

Please select the statement that best describes why you are not working in a field related to your degree:



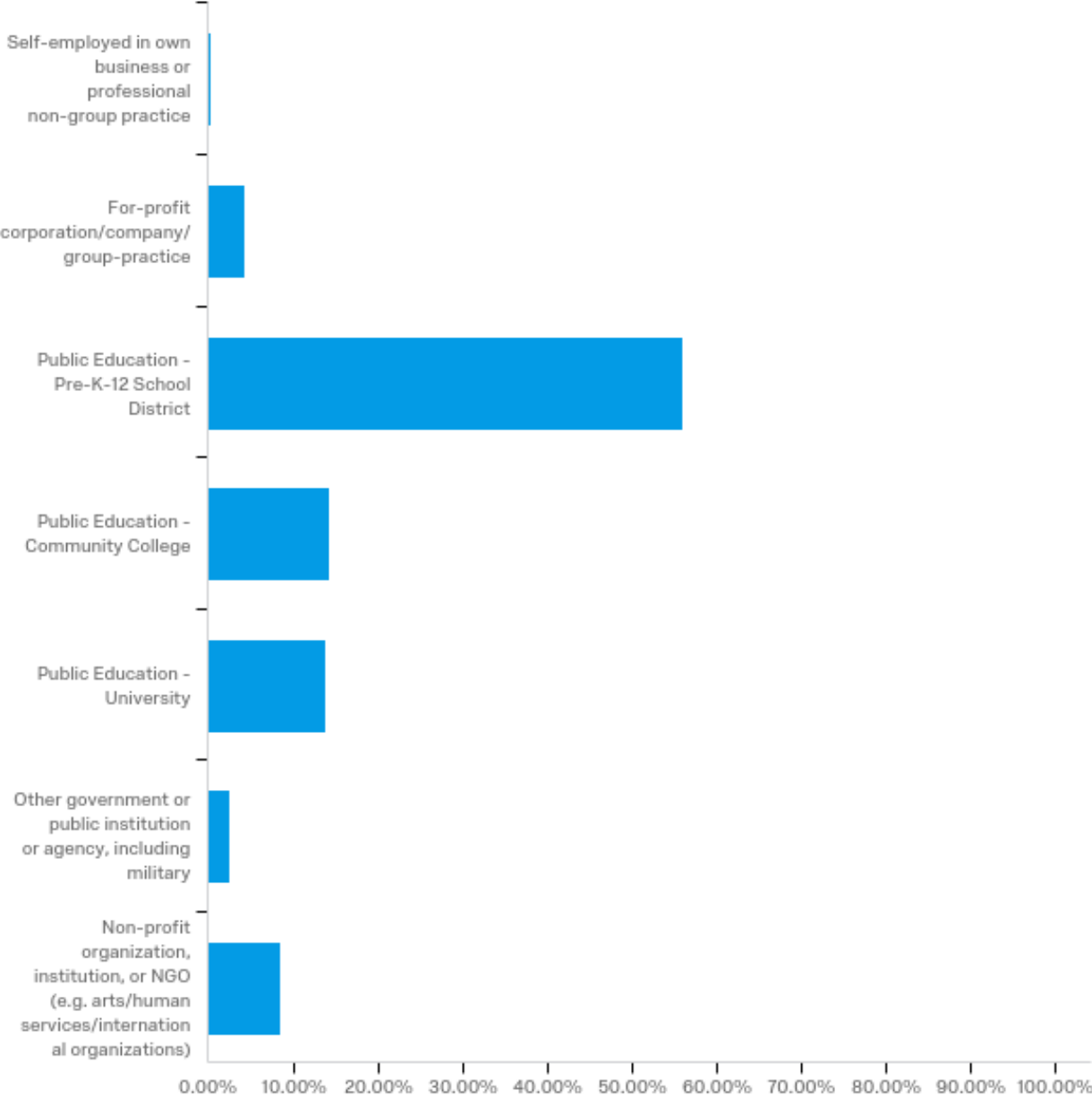
#	Answer	%	Count
1	Found a more desirable position in an unrelated field	25.00%	4
2	Unable to find a position related to my graduate education	25.00%	4
3	I have not seriously looked for a position related to my graduate education	18.75%	3
4	Other (Please Specify)	31.25%	5
	Total	100%	16

Other (Please Specify)

My current position more reflects my PhD
Limitations in current jobs available for mfts.
Still in the classroom. Applied for admin positions but nothing yet.
My credential has not cleared yet
Found a more desirable position that did not require my credential

The following questions are intended to give us a better idea of where our alumni are being hired. The information you provide will be used by the CED for research and program improvement purposes only.

Which of the following best describes the organization where you are currently employed? (if more than one, please select your primary place of employment):



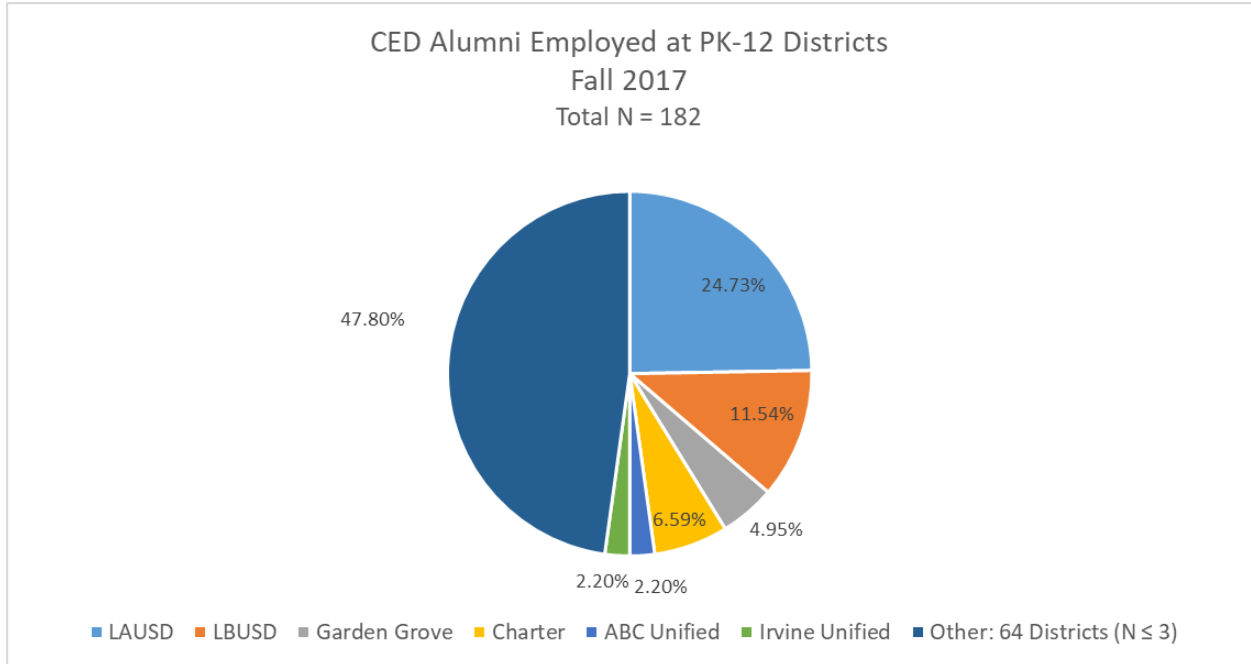
#	Answer	%	Count
1	Self-employed in own business or professional non-group practice	0.29%	1
2	For-profit corporation/company/group-practice	4.32%	15
3	Public Education - Pre-K-12 School District	55.91%	194
4	Public Education - Community College	14.41%	50
5	Public Education - University	13.83%	48
6	Other government or public institution or agency, including military	2.59%	9
7	Non-profit organization, institution, or NGO (e.g. arts/human services/international organizations)	8.65%	30
	Total	100%	347

What's the name of your organization and current position title?

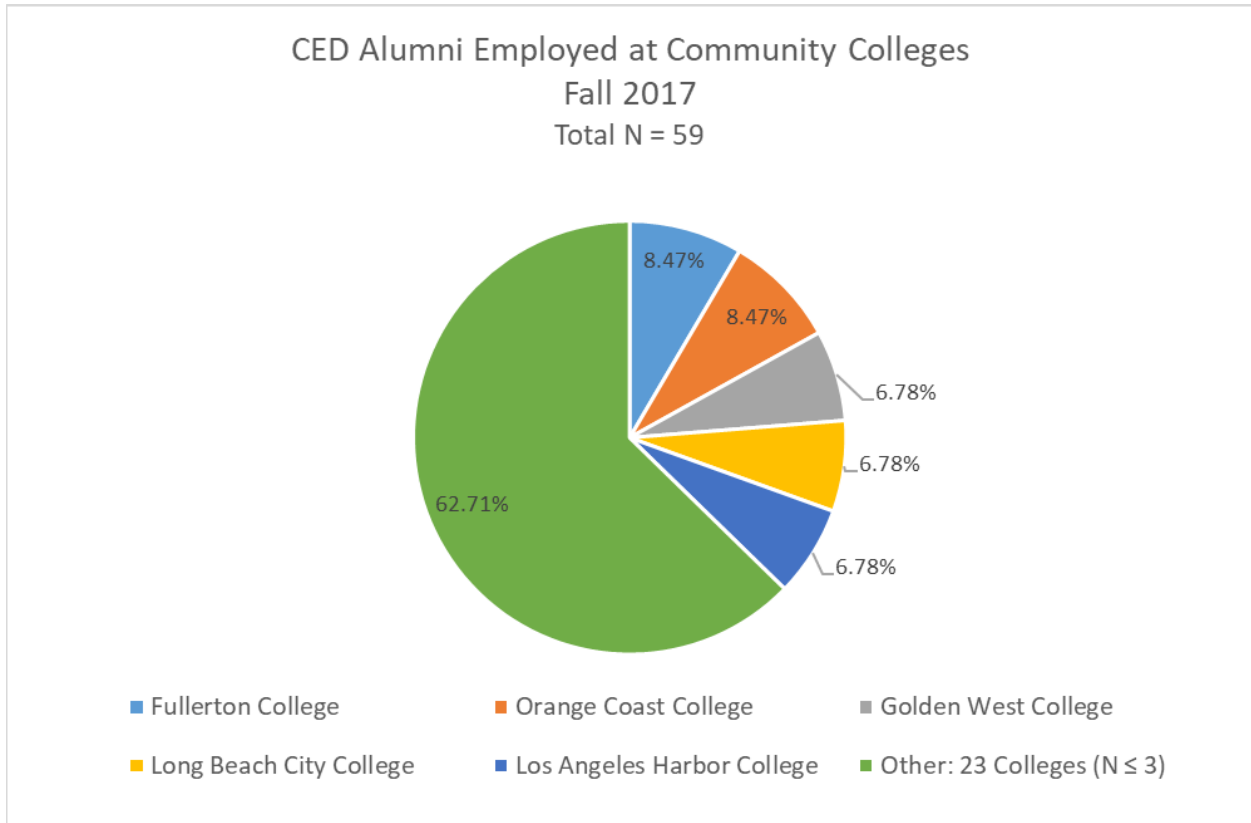
Organization:	Position Title:
Bishop Mora Salesian High School (Private)	Director of Guidance and Instructional Technology
North West Regional Health Authority	EAP Counselor
Mental health dept	Clinical therapist
Pathways by Molina	Pre-Licensed Therapist
Los Angeles County Department of Mental Health	Psychiatric Social Worker I
Boeing	Ethics & Compliance Advisor
State of california	PE teacher
College for Officer Training	Director of Institutional Effectiveness and Strategic Planning
New Alternatives	Case Manager
First 5 Riverside	Program Specialist
Campaign for College Opportunity	Senior Research Analyst
Star View Community Services	Team lead
St. Margaret's School	Teachet
Telecare Corporation	Clinical Director
Lakeshore	Early Childhood Product Developer
Long Beach Trauma Recovery Center	Clinician
Speech and Language Development Center	Adapted Physical Education Specialist
Speech and Language Development Center	Adapted P.E. Supervisor
Project GRAD Los Angeles	College Counselor
Molina Healthcare	Business Analyst
Center for Individual and Family Therapy	MFT Intern
Richstone Family Center	Marriage and Family Therapist, Trainee
Windward School	Educational Technology Coordinator
Gems Education	High School Counselor
The Education Trust—West	Senior Director, Hight Education Research & Policy

U.S. House of Representatives	Senior Policy Advisor
Harbor regional center	Service coordinator
KIPP Bay Area Schools	School Psychologist
New York Film Academy	Vice President of Institutional Research and Effectiveness
Southland Integrated Services	Director
Help Me Grow	Child Development Community Liaison
Instituto Familiar de la Raza, Inc.	Mental Health Consultant
Vista Hill	Unlicensed Clinician
Children's Institute for Learning Differences	Lead Teacher
South Bay Children's Health Center	therapist
Boys & Girls Club of Garden Grove	School Counselor
The Growing Place	Director
Schwarz and Associates	Marriage and Family Therapist
Cristo Rey San Jose Jesuit High School	Academic Counselor
YouthBuild Charter School of California	Director of Counseling Services
Boys & Girls Clubs	Director of School Services
Cabral Consulting	Therapist owner
The Campaign for College Opportunity	Senior Research Analyst
Hokmah School	IB teacher
Montessori Academy of Rancho Cucamonga	Elementary support teacher
County of Los Angeles Department of Mental Health	Psychiatric Social Worker I
Addiction treatment center (hotel california by the sea)	Marriage and family therapist
St. Margaret Episcopal School	Teacher
Boys and Girls Club of Huntington Valley	Program Director

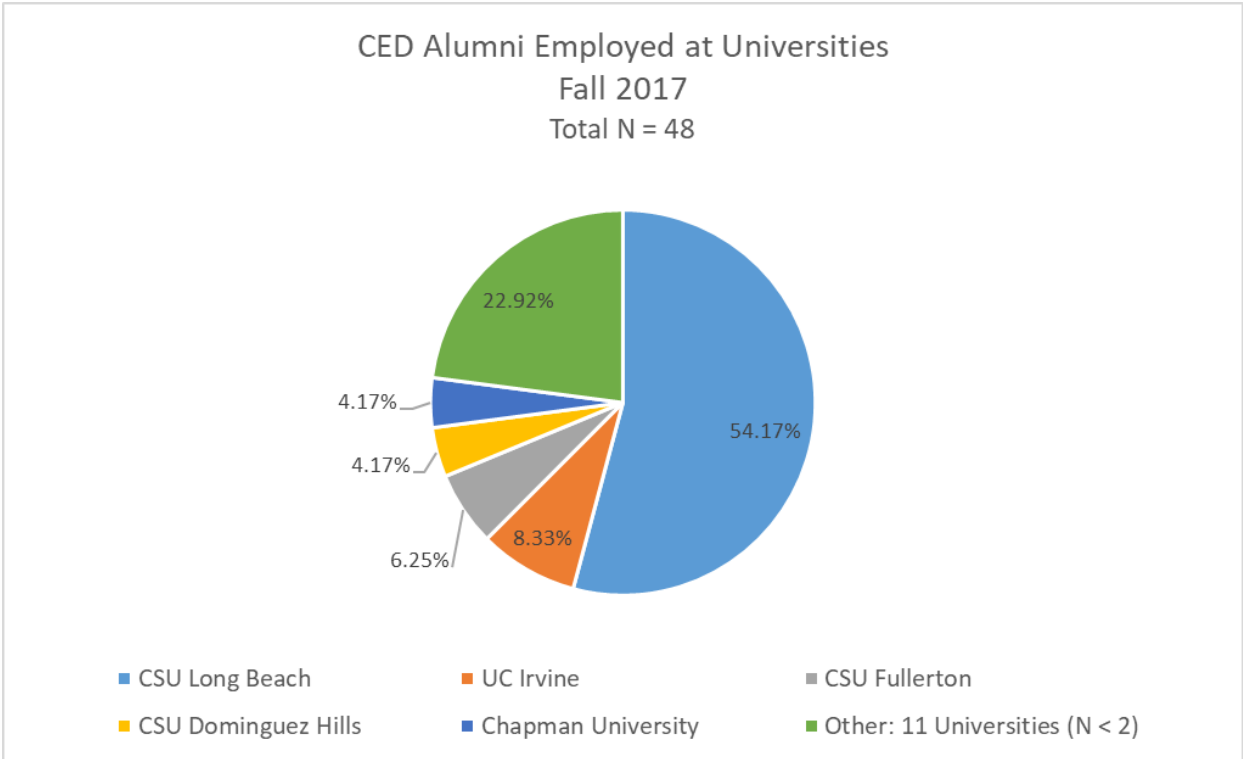
Which District?



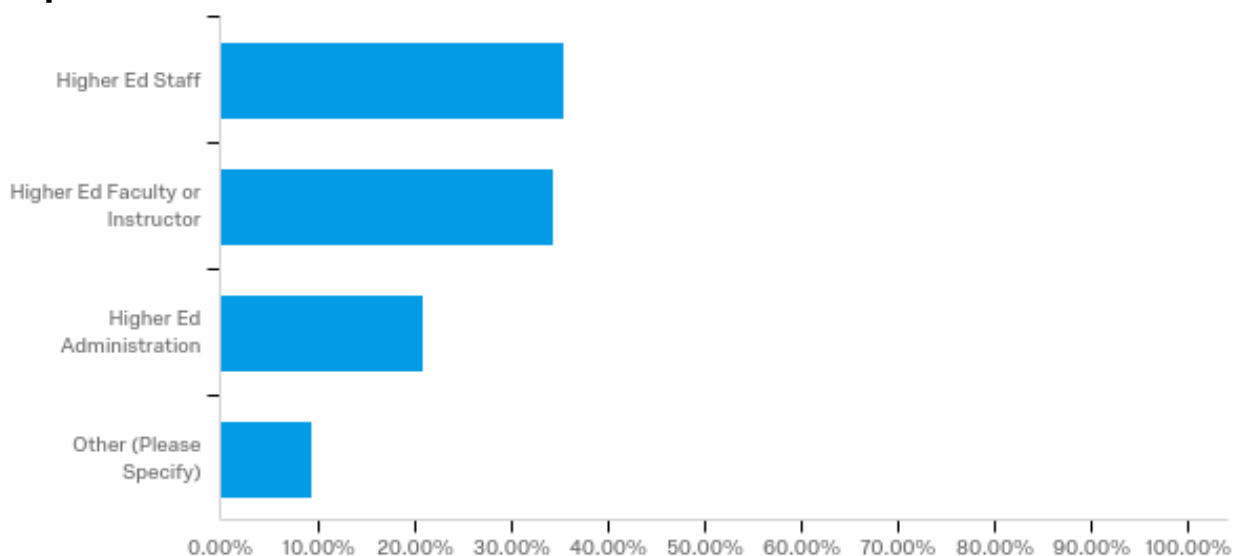
Which Community College(s)?



Which University?



Which of the following best describes your current position title/professional role?

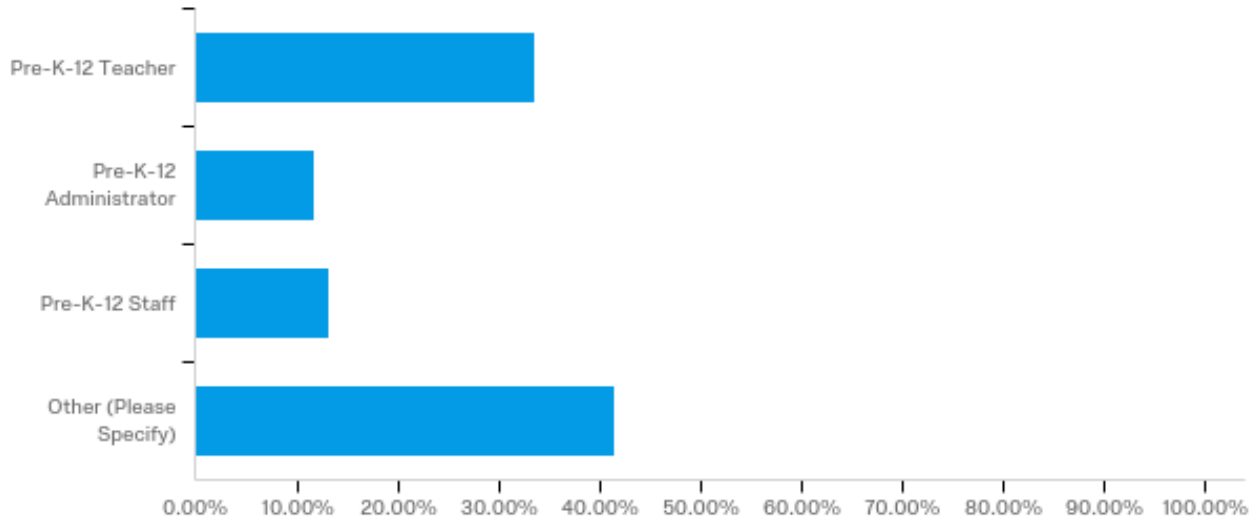


#	Answer	%	Count
1	Higher Ed Staff	35.42%	34
2	Higher Ed Faculty or Instructor	34.38%	33
3	Higher Ed Administration	20.83%	20
4	Other (Please Specify)	9.38%	9
	Total	100%	96

Other (Please Specify)

Department Chair
Adjunct counselor
Assistant Director
Research Faculty (non-teaching)
Counselor and instructor
Instructor and Administration
Graduate student/Research Assistant
Counselor
Graduate Assistant Researcher

Which of the following best describes your current position title/professional role?



#	Answer	%	Count
1	Pre-K-12 Teacher	33.51%	63
2	Pre-K-12 Administrator	11.70%	22
3	Pre-K-12 Staff	13.30%	25
4	Other (Please Specify)	41.49%	78
	Total	100%	188

Other (Please Specify)

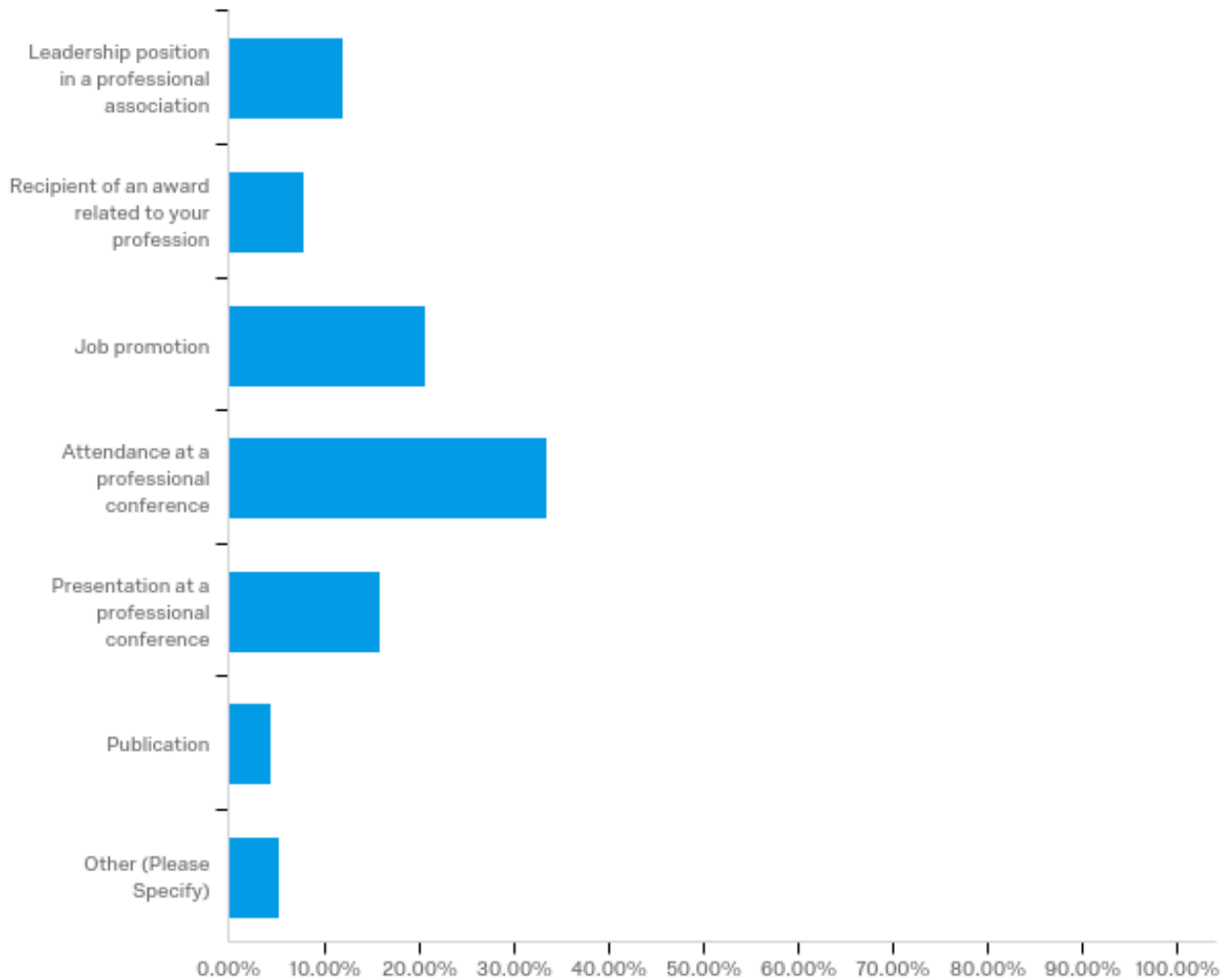
Community based school social worker
Academic/College Counselor
School Social Worker
APE Teacher
Pupil Services and Attendance Counselor
School social worker
9-12 Teacher Librarian
Teacher-Librarian
Pupil services drop out prevention

Psychiatric Social Worker
School Social Worker
School Social Worker
Education Policy
School Psychologist
K-8 School Psychologist non admin / non teacher contract.
Pre-k-12 school psychologist
School Psychologist
HS Counselor
School Psychologist
School Psychologist
School Psychologist
School Psychologist
School psychologist
School psychologist
School Psychologist
Instructional Coordinator
TK-6th counselor
School Psych
PreK-5 TOSA
Research Analyst
SLP
School psych
School psychologist
School Social Worker
District Librarian
School Psychologist
PreK-12 School Psychologist
School Counselor

Speech language pathologist
Grade 6-12 School Psychologist
Special Education Assistant
Substitute Teacher
School psychologist
PSA Counselor
Counselor
School Psychologist
Education Specialist Elementary
School Psychologist
Psychiatric Social Worker
SLP
School Psychologist
Psychologist on Special Assignment
School Psychologist
School psychologist
School Psychologist
Counselor
Instructional Coach
Pupil Personnel Services Counselor
Curriculum Specialist
9-12 School counselor
Dean of students
School psychologist
Reading Specialist/ELD Coordinator
Director, Information Technology
Pre-K-12 School Counselor
Social worker
Counselor

Teacher Librarian
Pupil Services and Attendance Counselor
Psychiatric Social Worker
High School Counselor
Therapist
Speech-language Pathologist
School Psychologist
School counselor
School Psychologist
School Psychologist
Counselor

Please share with us any professional accomplishments you've achieved since graduating from the CED (select all that apply):

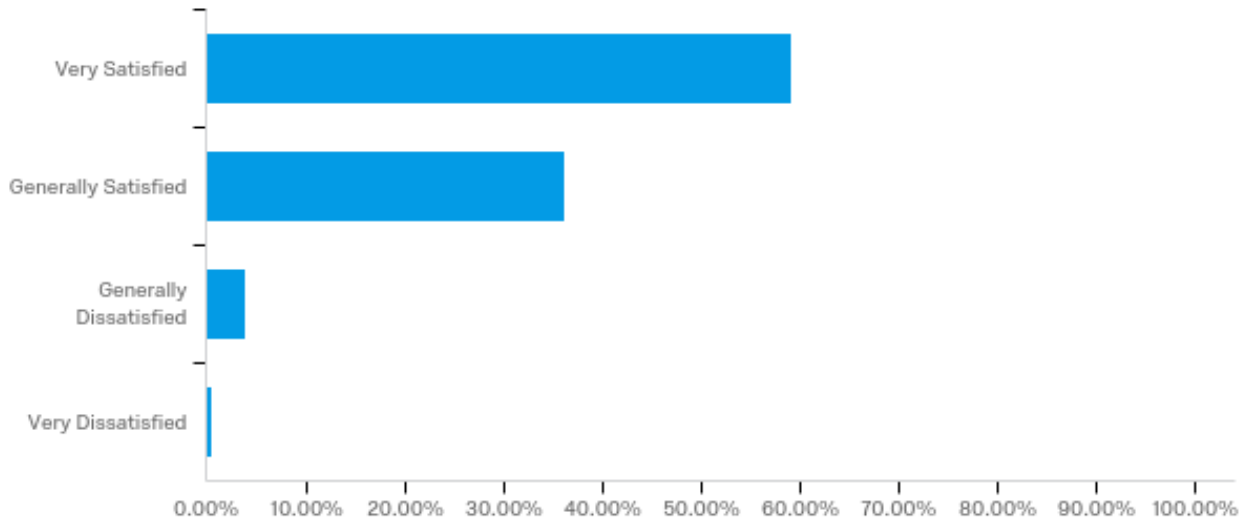


#	Answer	%	Count
1	Leadership position in a professional association	12.13%	61
2	Recipient of an award related to your profession	7.95%	40
3	Job promotion	20.68%	104
4	Attendance at a professional conference	33.60%	169
5	Presentation at a professional conference	15.90%	80
6	Publication	4.37%	22
7	Other (Please Specify)	5.37%	27
	Total	100%	503

Other (Please Specify)

Ran the APE department for many years. Put the Special Olympics competition within the school district.
Lead PD coordinator for TLs in my district
Selected to read grant proposals at the Statewide System Chancellor's Office
Future Faculty Fellowship
leadership fellowships
Ed.D.
Earned a PhD
Not applicable
none
N/A
Selected to serve on Strategic Planning Committee for the College of Natural and Social Sciences
N/A
None
PhD in Education Policy and Social Context
Teacher on Special Assignment
Pay raise
Leadership role on site with SST
Part time teaching position at UCLA Extension
I am part of the leadership team at my high school.
Tenure at a public school before current position
Fellowship acceptance
be a teacher at school
None
Admitted to a Doctorate of Education program
Job pay raise
college faculty as well
Teacher/Librarian

Overall, how satisfied are you with the course of your career thus far?



#	Answer	%	Count
1	Very Satisfied	59.26%	208
2	Generally Satisfied	36.18%	127
3	Generally Dissatisfied	3.99%	14
4	Very Dissatisfied	0.57%	2
	Total	100%	351

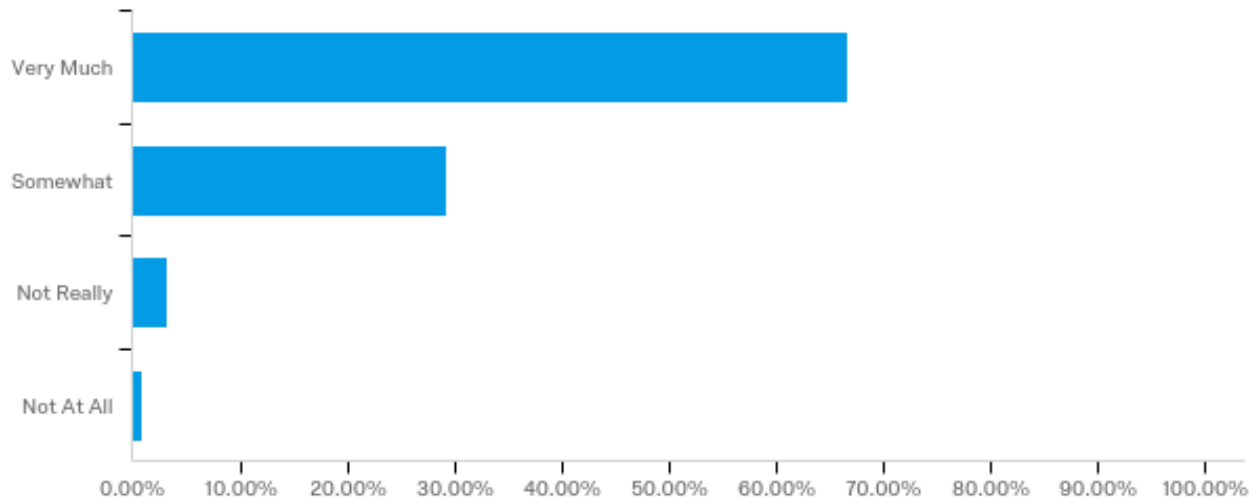
Overall Satisfaction with the CED

Please rate your level of agreement with the following statements:

As a result of my educational experience with the College of Education at CSULB...

#	Question	Strongly Agree	Agree	Disagree	Strongly Disagree	Total
1	I developed the content knowledge and skills needed to be successful in my profession.	185	141	11	5	342
2	I understand how to collect and use assessment data to inform my practice.	187	133	19	3	342
3	I developed competence in working collaboratively within school, family, and/or community contexts.	222	106	11	3	342
4	I can accept leadership roles in my profession in responsible and ethical ways.	252	80	6	4	342
5	I understand how to use technology and other innovative processes in appropriate ways within my profession.	156	157	23	6	342
6	I appreciate the role of research in my profession and use scholarship in a continuous learning and inquiry manner.	170	141	26	5	342
7	I see it as a part of my professional responsibility to advocate for the interests of my students/clients.	280	55	3	4	342

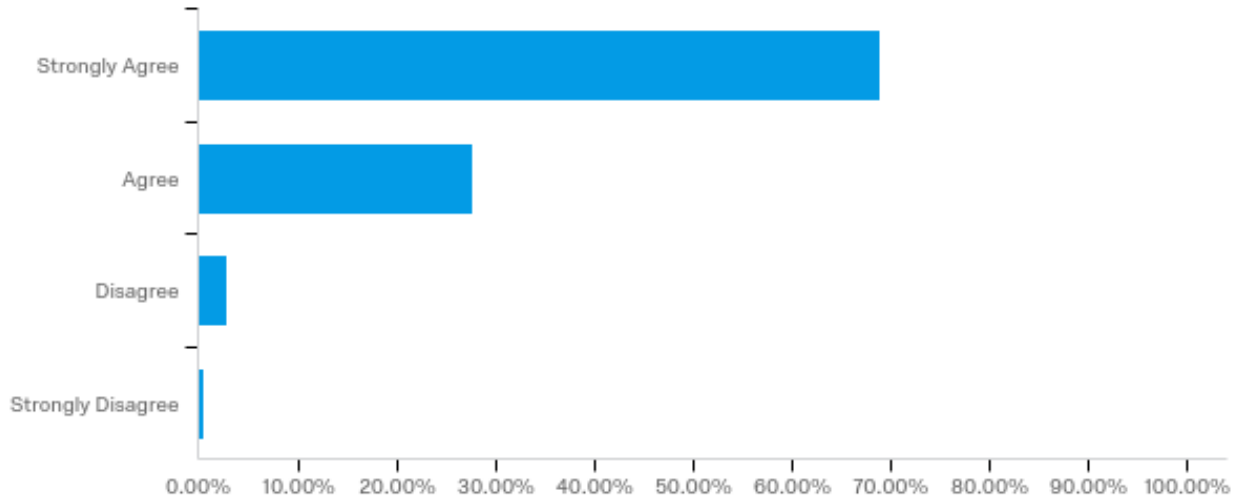
Given your work experience, to what extent did your program prepare you for your career?



#	Answer	%	Count
1	Very Much	66.67%	228
2	Somewhat	29.24%	100
3	Not Really	3.22%	11
4	Not At All	0.88%	3
	Total	100%	342

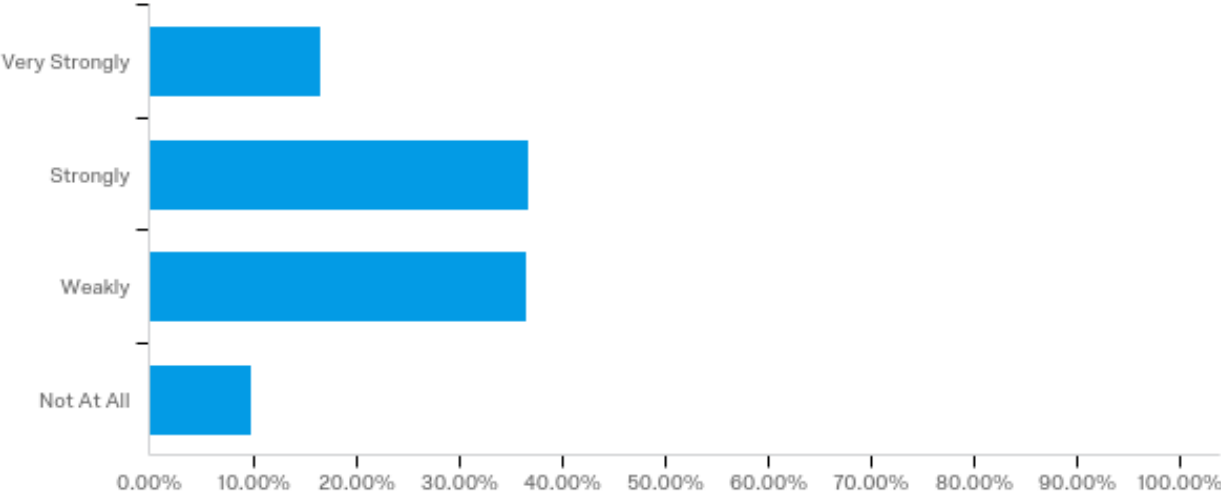
Please indicate your level of agreement with the following statement:

"The educational experiences I had as a student in College of Education were a valuable investment of my time and money"



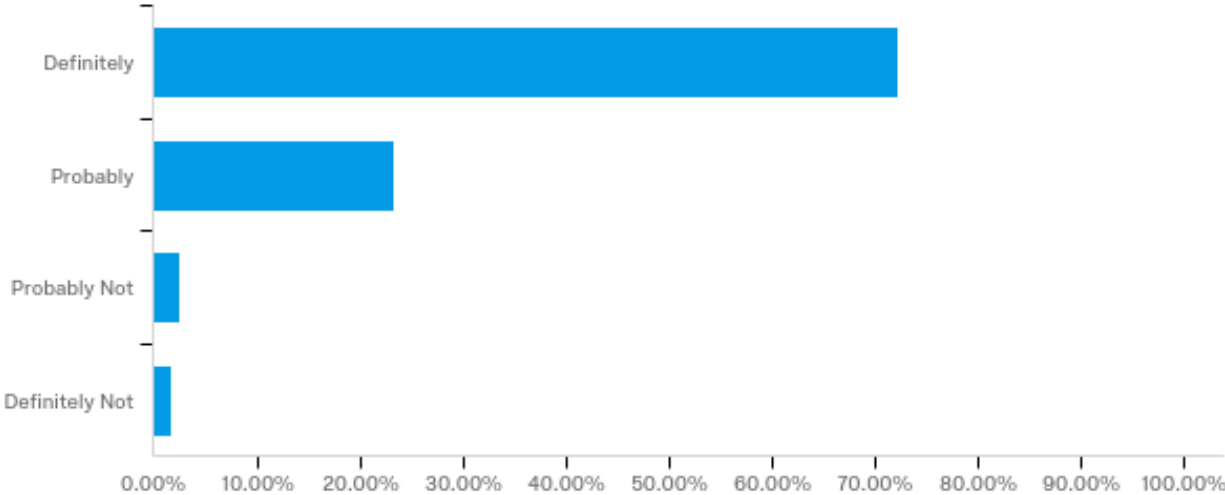
#	Answer	%	Count
1	Strongly Agree	68.82%	234
2	Agree	27.65%	94
3	Disagree	2.94%	10
4	Strongly Disagree	0.59%	2
	Total	100%	340

To what extent do you feel connected to the College of Education at CSULB?



#	Answer	%	Count
1	Very Strongly	16.67%	57
2	Strongly	36.84%	126
3	Weakly	36.55%	125
4	Not At All	9.94%	34
	Total	100%	342

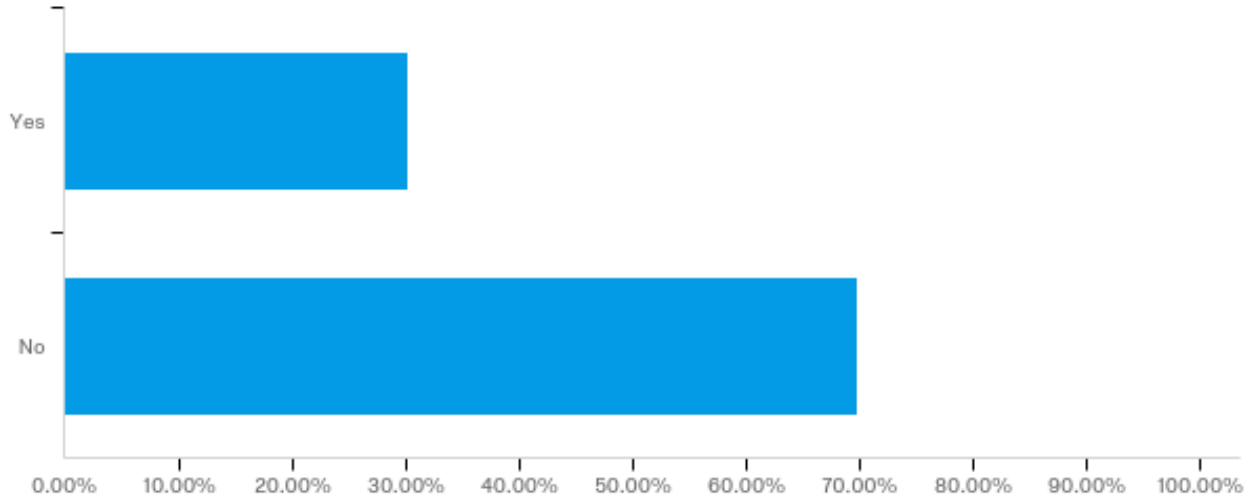
Would you recommend or encourage others to attend the College of Education at CSULB?



#	Answer	%	Count
1	Definitely	72.22%	247
2	Probably	23.39%	80
3	Probably Not	2.63%	9
4	Definitely Not	1.75%	6
	Total	100%	342

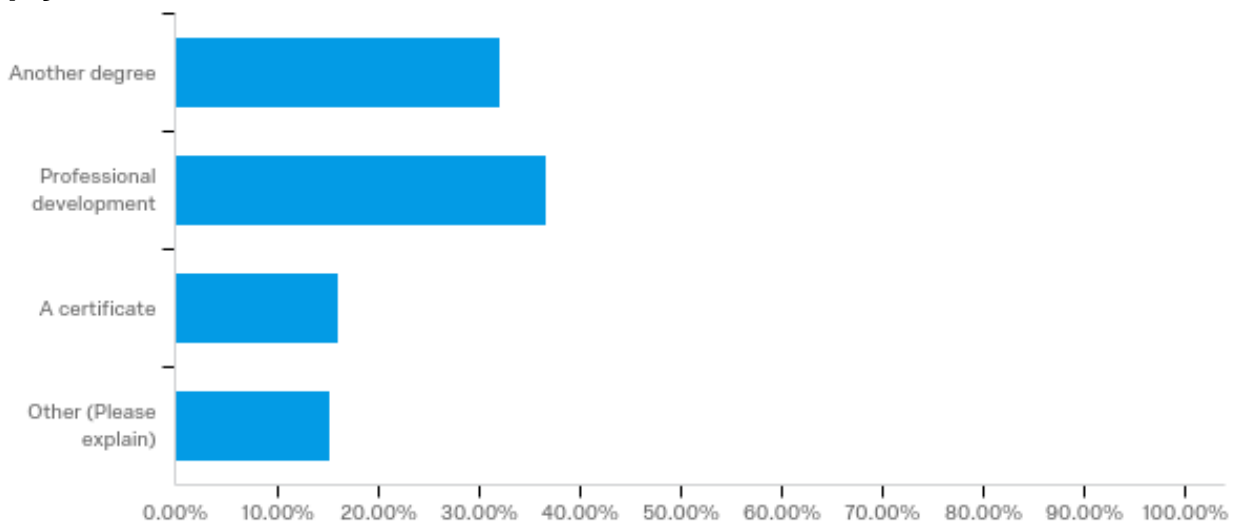
About You

Have you continued your education since you graduated from the CED?



#	Answer	%	Count
1	Yes	30.21%	103
2	No	69.79%	238
	Total	100%	341

In what way(s) have you continued your education? Mark all that apply.

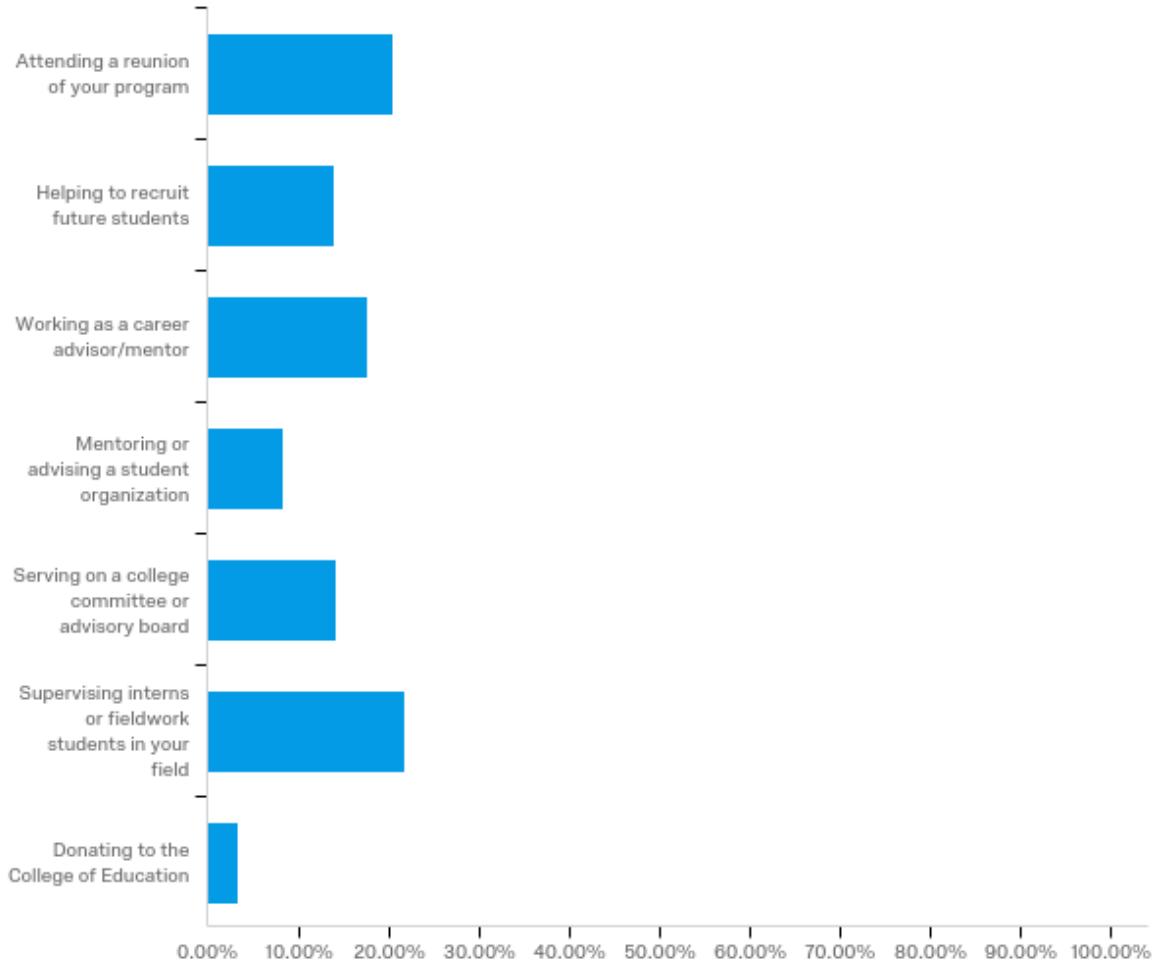


#	Answer	%	Count
1	Another degree	32.06%	42
2	Professional development	36.64%	48
3	A certificate	16.03%	21
4	Other (Please explain)	15.27%	20
	Total	100%	131

Other (Please explain)

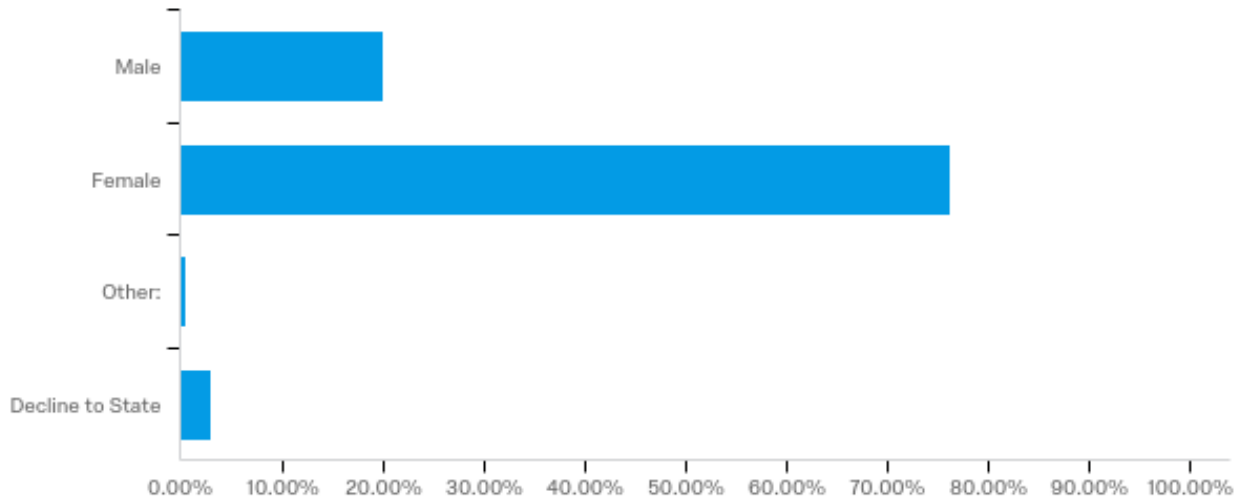
Licensed clinical social Worker
I did post graduate work and I am currently working to become a National Board Certified Teacher.
Licensure
Clinical License in progress
LCSW licensing
credential
Pursued national credential
Working toward my masters degree
Not sure if this counts, but I perceive it as education - fellowship programs
Administrative services credential
additional coursework relating to technical skills needed
personal enrichment
Still a student
Masters of Arts, Education, National University
Another Credential
Completed additional units for a pay raise
working toward a certificate but not yet completed
Admin Services Credential
Clear credential induction program at UCLA
nothing yet since 2016

Are you interested in doing any of the following activities to support the CED? (Select all that apply)



#	Answer	%	Count
1	Attending a reunion of your program	20.48%	163
2	Helping to recruit future students	13.94%	111
3	Working as a career advisor/mentor	17.71%	141
4	Mentoring or advising a student organization	8.42%	67
5	Serving on a college committee or advisory board	14.20%	113
6	Supervising interns or fieldwork students in your field	21.86%	174
7	Donating to the College of Education	3.39%	27
	Total	100%	796

Gender

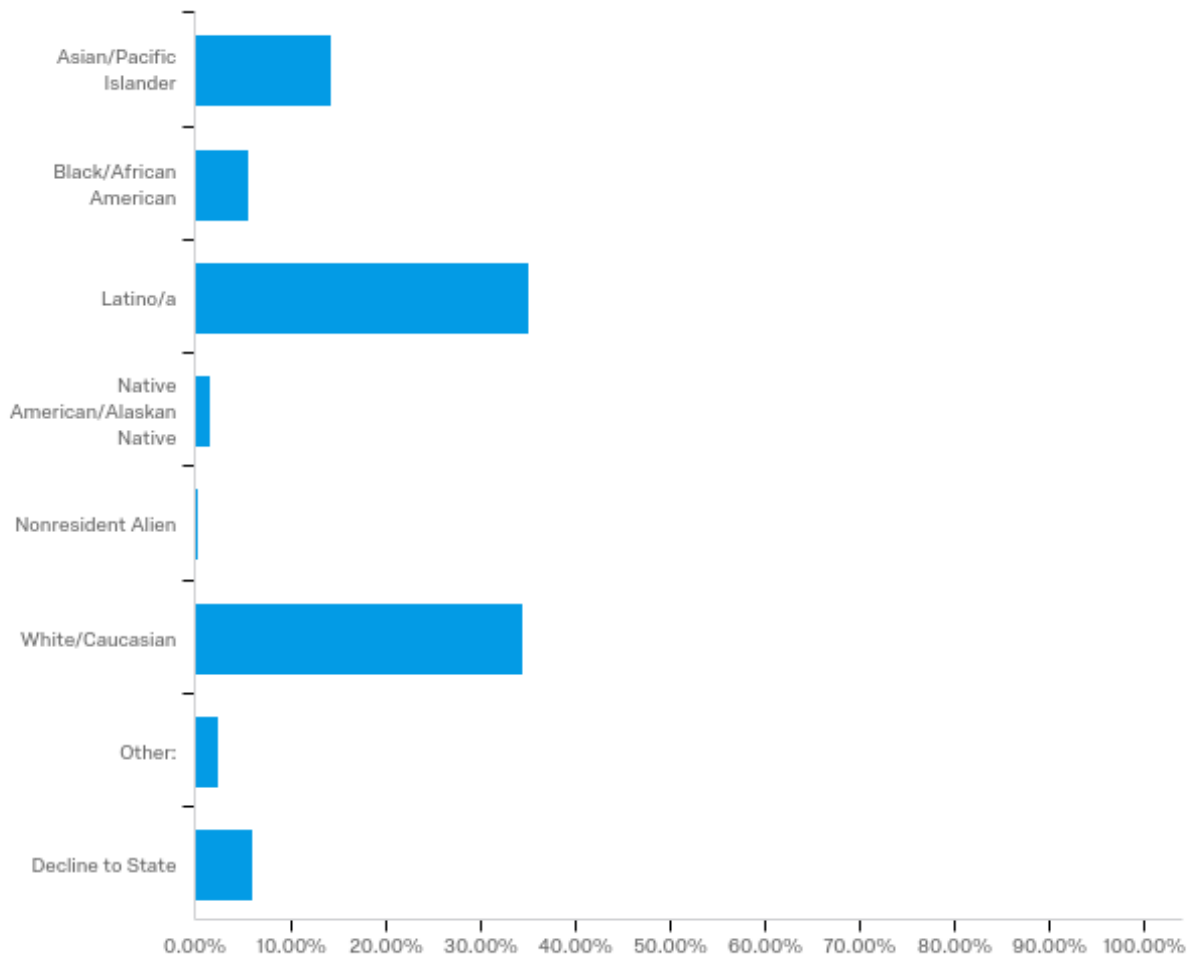


#	Answer	%	Count
1	Male	20.12%	68
2	Female	76.33%	258
4	Other	0.59%	2
3	Decline to State	2.96%	10
	Total	100%	338

Other:

Non-conforming/ gender queer
Intersex

Race/Ethnicity (select all that apply)



#	Answer	%	Count
1	Asian/Pacific Islander	14.40%	53
2	Black/African American	5.71%	21
3	Latino/a	35.05%	129
4	Native American/Alaskan Native	1.63%	6
5	Nonresident Alien	0.27%	1
6	White/Caucasian	34.51%	127
8	Other:	2.45%	9
7	Decline to State	5.98%	22
	Total	100%	368

Race/Ethnicity (Other):

Puerto Rican
Mexican
Mixed Ethnicity
Multi
Mixed
Filipino & Irish