








Injury & Illness Prevention Program


Job Safety Analysis

1331 Palo Verde Ave. • Long Beach, CA 90840
 Phone: 562-985-8893 • Fax: (562) 985-2411 • <http://daf.csulb.edu/offices/ppfm/ehs/>

Picture of task/equipment:	Task:	Orbital Reciprocating saws
	Name of Shop or Dept:	Civil Construction Engineering Management
	Locations(s):	EN3-119 Construction Methods Lab
	Analyzed by:	M. Hom
	Date:	03/10/17

Required PPE:			
Work boots 	hearing protection 	safety glasses 	dust mask 

Required/Recommended Trainings:		
STF Safety	Machine Guarding	Equipment safety precautions

TASK	HAZARDS	CONTROLS
<p style="text-align: center;">Operating an orbital reciprocating saw</p> <div style="text-align: center;"></div>	<p>Laceration Amputation Struck By Puncture Slip Trip Fall Fire</p>	<ul style="list-style-type: none"> Don PPE including work boots, gloves, safety glasses. Wear a dust mask if dust or metal shards are generated. Wear hearing protection when noise is present, such as working in a shop or on a construction site. Dress properly. Do not wear loose clothing, jewelry. Ensure the material is secure & well supported. Check the underside of the cut to ensure that the blade will not cause any damage or be obstructed. Keep hair, clothes and gloves away from moving parts. Never use tool if cord is frayed or plug is damaged. To avoid accidental starting ensure hand is not on trigger when plugging the device in. Avoid overreaching by keeping proper footing and balance. Do not force the blade as it can bend and dislodge or break. Avoid operating tool for long periods of time as vibration can occur. Always disconnect the device before making any adjustments or changing blades. Only use accessories and blades are designed for the device, do not force blades that do not fit.