

**APPENDIX B:**  
**Program Effectiveness Data**

**2014 Advanced Programs Exit Survey – Response Rates**



<b>Program</b>	<b>Estimated # in Sample</b>	<b># of Responses</b>	<b>Estimated Response Rate</b>
College of Education	375	161	43.09%
Adapted Physical Education	8	3	37.50%
Administrative Services I	36	11	30.56%
Administrative Services II	0	0	0.00%
Curriculum and Instruction	26	8	30.77%
Dual Language Development	9	4	44.44%
Early Childhood Education	26	8	30.77%
Educational Psychology	4	0	0.00%
Educational Technology and Media Leaderships	45	11	24.44%
Marriage and Family Therapy	32	9	28.13%
Math Education	15	12	80.00%
Reading and Language Arts	1	1	100.00%
School Counseling	29	16	55.17%
School Social Work	22	13	59.09%
Social and Cultural Analysis of Education	15	7	46.67%
Educational Specialist II	37	18	48.65%
Speech and Language Pathology	19	11	57.89%
Student Development in Higher Education	25	12	48.00%
School Nurse	9	3	33.33%
School Psychology	18	14	77.78%

Bouncebacks = 3

# Library Programs

## About Your Program

**3. For the purposes of this survey, please select one program from the list below that you will have in mind as you complete the rest of this survey.**

#	Answer		N	%
12	Library Media Teacher Credential		2	50%
13	Librarianship Master's Degree		2	50%

**5. How many years did it take you to complete the program?  
(Please include any educational leaves, time off from study,  
etc.)**

#	Answer		N	%
1	Fewer than 2 years		2	50%
2	Between 2 and 3 years		2	50%
3	More than 3 years		0	0%
	Total		4	100%

## Advising and College Services

### 6. Please rate your level of agreement with the following statements about the academic environment and services.

#	Question	Very Satisfied	Satisfied	Dissatisfied	Very Dissatisfied	Total	Mean
1	I had access to the support I needed to succeed academically.	2	2	0	0	4	1.50
2	My program advisors was helpful and supportive.	3	1	0	0	4	1.25
3	At least one college staff member took an interest in my development.	2	2	0	0	4	1.50
4	At least one faculty member took an interest in my development.	2	2	0	0	4	1.50
5	Staff in the college were helpful and supportive.	3	0	1	0	4	1.50
6	The physical classroom space was conducive to learning.	2	1	1	0	4	1.75
7	I felt the college and my program were sensitive to non-academic responsibilities (e.g., work, family, etc.)	1	3	0	0	4	1.75
8	The quality of service/advising provided by the Graduate Studies Office was high.	3	1	0	0	4	1.25
9	The information on the college web site was accurate and thorough.	2	2	0	0	4	1.50

## 7. Your comments and suggestions about academic environment and services:

Text Response (N=2)

Dr. Farmer and the support staff demonstrated excellent support throughout the completion of the program.

This was an online course so, no "staff in the college" was accessible and there was no "physical classroom"

## Technology, Library, and Other Resources

## 8. Please rate your level of satisfaction with the quality of each of the following:

#	Question	Very Satisfied	Satisfied	Dissatisfied	Very Dissatisfied	Total	Mean
1	Library resources in my field.	2	2	0	0	4	1.50
2	Support for writing.	2	2	0	0	4	1.50
3	Accuracy and timely availability of information relevant to my academic progress	3	1	0	0	4	1.25
4	Availability of the technology necessary for my academic program	3	1	0	0	4	1.25
5	Availability of the courses I need to make academic progress	3	1	0	0	4	1.25

## 9. Please rate your level of agreement with each of the following:

#	Question	Strongly Agree	Agree	Disagree	Strongly Disagree	Total	Mean
1	My instructors frequently used technology and media to effectively promote learning.	3	1	0	0	4	1.25
2	My instructors expected us to use instructional technology and media in completing our assignments.	3	1	0	0	4	1.25
3	In my program, I had sufficient opportunities to learn about using computer technology to enhance my academic and professional work.	3	1	0	0	4	1.25
4	I am able to locate online resources in my field.	3	1	0	0	4	1.25
5	I use technology ethically and responsibly (accessibility, fair use, security, safety, etc.).	3	1	0	0	4	1.25
6	I am able to locate high-quality online resources in my field.	3	1	0	0	4	1.25
7	My academic and professional work is enhanced by the use of technology.	3	1	0	0	4	1.25
8	I am able to integrate technology to improve my teaching and learning.	3	1	0	0	4	1.25

## **10. Your comments and suggestions about technology, library, and other resources:**

Text Response (N=1)

The library website was an excellent resource. I constantly used the educational databases.



## CED's Conceptual Framework

### 12. To what degree has your program contributed to your ability to:

#	Question	A Great Deal	Somewhat	Very Little	Not At All	Total	Mean
1	Develop the content knowledge and skills needed to be successful in your profession.	4	0	0	0	4	1.00
2	Understand how to collect and use assessment data to inform your practice.	2	2	0	0	4	1.50
3	Develop competence in working collaboratively within school, family, and/or community contexts.	4	0	0	0	4	1.00
4	Accept leadership roles in your profession in responsible and ethical ways.	4	0	0	0	4	1.00
5	Understand how to use technology and other innovative processes in appropriate ways within your profession.	4	0	0	0	4	1.00
6	Understand and appreciate the role of research in your profession and use scholarship in a continuous learning and inquiry manner.	3	1	0	0	4	1.25
7	See it as part of your professional responsibility to advocate for the interests of your students/clients.	4	0	0	0	4	1.00

## Learning Experiences and Outcomes

### 13. In your experiences in the College of Education during the current academic year, how often have you:

#	Question	Very Often	Often	Sometimes	Never	Total	Mean
1	Participated in a meaningful and productive group discussion on an educational issue/topic.	2	1	0	1	4	2.00
2	Participated in small or large group activities in class.	2	1	0	1	4	2.00
3	Discussed ideas from readings or class with a faculty member outside of class.	2	1	0	1	4	2.00
4	Received prompt, detailed, and useful written or oral feedback from a professor about your academic performance.	2	1	0	1	4	2.00
5	Had serious conversations with students who are very different from you in terms of race, religious beliefs, political views, personal values, etc.	1	1	1	1	4	2.50

**14. Please rate your level of agreement with the following questions regarding how well the coursework in your degree/credential program did the following.**

**My coursework...**

#	Question	Strongly Agree	Agree	Disagree	Strongly Disagree	Total	Mean
1	... reflected sensitivity to all aspects of diversity.	2	2	0	0	4	1.50
2	...prepared me to connect professional standards to the latest developments in the field and my practice.	3	1	0	0	4	1.25
3	... facilitated my reflection on my professional values and dispositions.	3	1	0	0	4	1.25
4	... facilitated my reflection on my learning in a way that enhanced my growth and development.	3	1	0	0	4	1.25
5	... allowed me to interact with a wide range of faculty and professionals in the field.	1	2	1	0	4	2.00
6	... gave me the opportunity to work with other candidates from a wide range of diverse groups.	0	3	1	0	4	2.25
7	... facilitated the active participation of individuals from diverse groups.	2	1	1	0	4	1.75

## 15. Your comments and suggestions about your learning experiences:

Text Response (N=2)

I liked working with teachers who worked in a variety of district types. It was interesting and illuminating to learn about their classroom environments and how they handled the challenges they faced. I really learned a lot from my fellow students.

This was an online course so we worked on our own - working with candidates from diverse faculty, groups or active participation of with other individuals was not possible

## 16. Learning Outcomes: Fieldwork

My program...

#	Answer		N	%
1	Offers a fieldwork or clinical component.		3	75%
2	Does not offer a fieldwork or clinical component.		1	25%
	Total		4	100%

**17. Please rate your level of agreement with the following questions regarding how well the fieldwork/clinical portion of your degree/credential program did the following:**

#	Question	Strongly Agree	Agree	Disagree	Strongly Disagree	Total	Mean
1	I interacted with diverse students/clients in my fieldwork/clinical experiences.	1	1	0	0	2	1.50
2	I was able to gain experience in a variety of settings through my fieldwork/clinical experiences.	1	1	0	0	2	1.50
3	I was encouraged to reflect on my content and professional knowledge through my fieldwork/clinical experiences.	2	0	0	0	2	1.00
4	I was encouraged to reflect on my professional dispositions through my fieldwork/clinical experiences.	2	0	0	0	2	1.00
5	My fieldwork/clinical experiences gave me the opportunity to synthesize and apply what I learned in my coursework.	2	0	0	0	2	1.00
6	My coursework prepared me well for my fieldwork/clinical experiences.	2	0	0	0	2	1.00
7	I had the opportunity to work collaboratively with others (faculty, supervisors, peers) to both receive and give feedback on practice during my fieldwork/clinical experiences.	2	0	0	0	2	1.00
8	My fieldwork/clinical experiences helped me develop strategies for serving all students/clients to promote their learning and success.	2	0	0	0	2	1.00

## 18. Your comments and suggestions about your field experiences:

Text Response (N=2)

It was great to be able to do my fieldwork partially at my site. Both I and my site benefitted. this credential did not require field work

## General Outcomes

### 19. Please rate your level of agreement with the following questions regarding general outcomes of your degree/credential program:

#	Question	Strongly Agree	Agree	Disagree	Strongly Disagree	Total	Mean
1	My program facilitated the development of my critical thinking skills.	3	1	0	0	4	1.25
2	My program facilitated the development of my problem-solving skills.	3	1	0	0	4	1.25
3	My program prepared me for professional practice.	3	1	0	0	4	1.25
4	My program helped me develop or refine my professional dispositions in a way that will allow me to serve all students/clients.	3	1	0	0	4	1.25
5	My program helped me develop the ability to link my lesson content to students' experiences and cultures.	3	1	0	0	4	1.25
6	My program prepared me to teach and engage all students, including English language learners and those with special needs.	2	2	0	0	4	1.50
7	My program prepared me to use technology and other innovative approaches to work collaboratively with others and to both receive and give feedback on practice during my coursework.	3	1	0	0	4	1.25

## 2013 Advanced Programs Alumni Survey - Response Rates

Program	Estimated # in Sample	# of Completed Responses	Estimated Response Rate
College of Education	1122	300	26.74%
Adapted PE Credential		12	n/a
Administrative Services I Credential		4	n/a
Administrative Services II Credential	n/a	n/a	n/a
Curriculum and Instruction-Elementary Master's Degree	87	29	33.33%
Curriculum and Instruction-Secondary Master's Degree	45	19	42.22%
Dual Language Development Master's Degree	52	9	17.31%
Early Childhood Education Master's Degree	39	5	12.82%
Educational Administration Master's Degree	2	3	150.00%
Educational Leadership Doctoral Program	25	14	56.00%
Educational Psychology Master's Degree	71	11	15.49%
Educational Technology and Media Leaderships Master's Degree	54	11	20.37%
<b>Library Media Teacher Credential</b>	<b>11</b>	<b>12</b>	<b>109.09%</b>
Librarianship Master's Degree	25	7	28.00%
Marriage and Family Therapy Master's Degree	84	14	16.67%
Math Education Master's Degree	44	9	20.45%
Reading and Language Arts Credential	3	2	66.67%
Reading and Language Arts Master's Degree	53	11	20.75%
School Counseling Credential/Master's Degree	9	3	33.33%
School Nurse Credential		3	n/a
School Psychology Credential	12	28	233.33%
School Social Work Credential	35	3	8.57%
Social and Cultural Analysis of Education (formerly SMF) Master's Degree	78	33	42.31%
Special Education II Credential	11	4	36.36%
Special Education Master's Degree	77	26	33.77%
Speech-Language Pathology Credential		5	n/a
Student Development in Higher Education Master's Degree	82	32	39.02%

Bouncebacks/Failed = 161

**Methodological Notes:**

1. The alumni survey was administered by sending out emails directly to students who received a college exit survey in 2009-2012. Program coordinators also were invited to send a generic survey link to any listserv they might maintain.
2. The initial question, which asked student to select a program upon which to base their responses, was not required until the first reminder was sent. This was in error. A handful of respondents skipped this question.
3. A small number of students in the original sample did not have programs of completion identified. Thus the total N will be greater than the sum

**Response Notes:**

1. Some students who have graduated are now enrolled in new programs. They appear to have selected their current program (in which they are enrolled) rather than the program for which they are an alum for their responses.
2. Some students who graduated from two of our programs completed a survey for each program, despite the fact we only counted them once in the initial sample.
3. As a result of the notes in both sections, in some cases the final N for respondents is greater than the initial sample size.





**Please select the program from which you graduated that you will have in mind as you complete the rest of this survey.**




#	Answer	Bar	N	%
1	Adapted PE Credential		0	0.00%
2	Administrative Services I Credential		0	0.00%
3	Administrative Services II Credential		0	0.00%
4	Curriculum and Instruction-Elementary Master's Degree		0	0.00%
5	Curriculum and Instruction-Secondary Master's Degree		0	0.00%
6	Dual Language Development Master's Degree		0	0.00%
7	Early Childhood Education Master's Degree		0	0.00%
8	Educational Administration Master's Degree		0	0.00%
9	Educational Leadership Doctoral Program		0	0.00%
10	Educational Psychology Master's Degree		0	0.00%
11	Educational Technology and Media Leadership Master's Degree		0	0.00%
12	Library Media Teacher Credential		12	63.16%
13	Librarianship Master's Degree		7	36.84%
14	Marriage and Family Therapy Master's Degree		0	0.00%
15	Math Education Master's Degree		0	0.00%
16	Reading and Language Arts Credential		0	0.00%
17	Reading and Language Arts Master's Degree		0	0.00%
18	School Counseling Credential/Master's Degree		0	0.00%
19	School Nurse Credential		0	0.00%
20	School Psychology Credential		0	0.00%
21	School Social Work Credential		0	0.00%
22	Social and Cultural Analysis of Education (formerly SMF) Master's Degree		0	0.00%
23	Special Education II Credential		0	0.00%
24	Special Education Master's Degree		0	0.00%
25	Speech-Language Pathology Credential		0	0.00%
26	Student Development in Higher Education Master's Degree		0	0.00%
	Total		19	100.00%

*Candidate Current Status*



**Are you working for pay right now?**

#	Answer	Bar	N	%
1	Yes		16	84.21%
2	No		3	15.79%
	Total		19	100.00%

**If not, why not? Mark all that apply.**

#	Answer	Bar	N	%
1	Looking for work		2	66.67%
2	Still a student		0	0.00%
3	Raising a family		0	0.00%
4	Volunteer work		0	0.00%
5	Retired		1	33.33%
6	Not working for other reasons (Specify)		1	33.33%
	Total		4	100.00%

**Are you employed in a field related to your CSULB degree and/or credential?**

#	Answer	Bar	N	%
1	Yes		13	81.25%
2	No		3	18.75%
	Total		16	100.00%






**Overall, how satisfied are you with the course of your career thus far?**




#	Answer	Bar	N	%
1	Very satisfied		11	64.71%
2	Generally satisfied		6	35.29%
3	Ambivalent		0	0.00%
4	Generally dissatisfied		0	0.00%
5	Very dissatisfied		0	0.00%
6	Not applicable		0	0.00%
	Total		17	100.00%

*Candidate Preparation*

**Given your work experiences, to what extent did your program prepare you for your career?**

#	Answer	Bar	N	%
1	Completely		5	26.32%
2	A great deal		11	57.89%
3	Somewhat		2	10.53%
4	Not at all		1	5.26%
5	Not applicable		0	0.00%
	Total		19	100.00%

**The educational experiences were worth the time and money invested in my educational program.**

#	Answer	Bar	N	%
1	Strongly Agree		11	57.89%
2	Agree		7	36.84%
3	Disagree		0	0.00%
4	Strongly Disagree		1	5.26%
	Total		19	100.00%