

38,273

Total enrolled students, Fall 2022

32,711

Undergraduate students
(Fall '22)

5,562

Graduate students
(Fall '22)

No. 3

in the U.S. for promoting
social mobility
(U.S. News & World Report, 2022)

No. 4

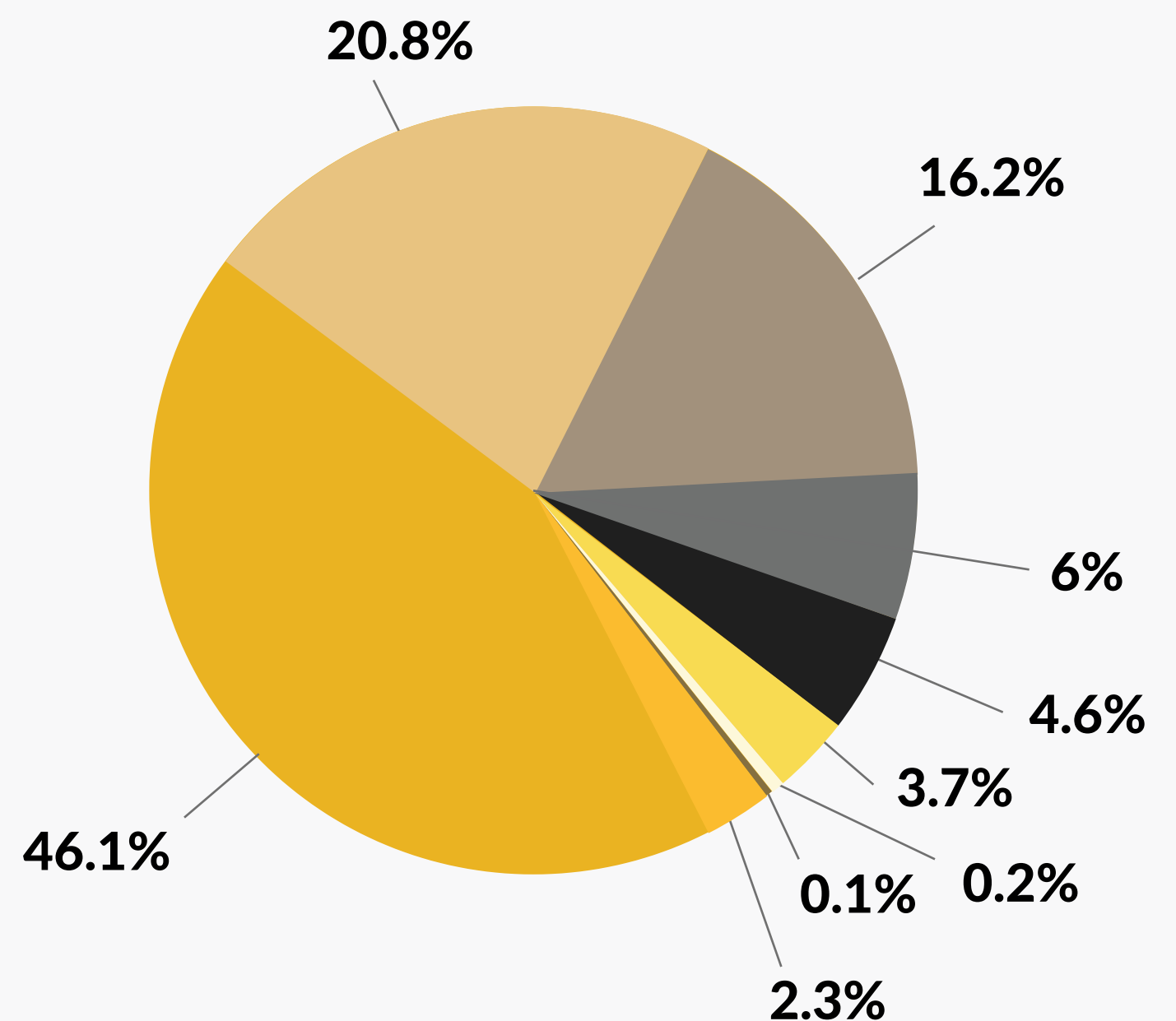
In awarding Bachelor's degrees
To underrepresented students
(Diverse: Issues in Higher Education, 2021)

Elevated to “Doctoral University: High Research Activity” status

(Carnegie Classification of institutions of Higher Education, 2022)

Student Diversity

17,982	— Hispanic / Latino
7,879	— Asian-American
6,109	— White / Caucasian
2,301	— Non-Resident
1,663	— Two or more races
1,365	— African American
41	— American Indian
79	— Native Hawaiian / Pacific Islander
854	— Declined to state



Ranked No. 18
‘Best College in America, Ranked by Value’

(Money Magazine, 2022)



\$5,742

full-time
California resident
undergraduate
tuition and fees

\$212M

scholarships and grants
for 2020-2021
academic year
(CSULB)

76%

undergraduate
students receive some
form of financial aid
(CSULB)

\$16,038

full-time non-CA resident
tuition and fees

No. 4

nationally
for promoting
social mobility
(Social Mobility Index,
2022)

55%

of bachelor's degree
recipients are
first in family to receive
a university degree
(CSU)

\$7,966

average need-based
scholarship award
(full-time
undergraduates)

\$101,700

mid-career pay
(payscale.com)

355,000+

Beach Alumni



\$1.88B

CSULB's economic impact
in the state

\$8.23B

state economic impact
by Beach alumni

**No. 8 in the nation
for campus diversity**

(Wall Street Journal/Times Higher Education)



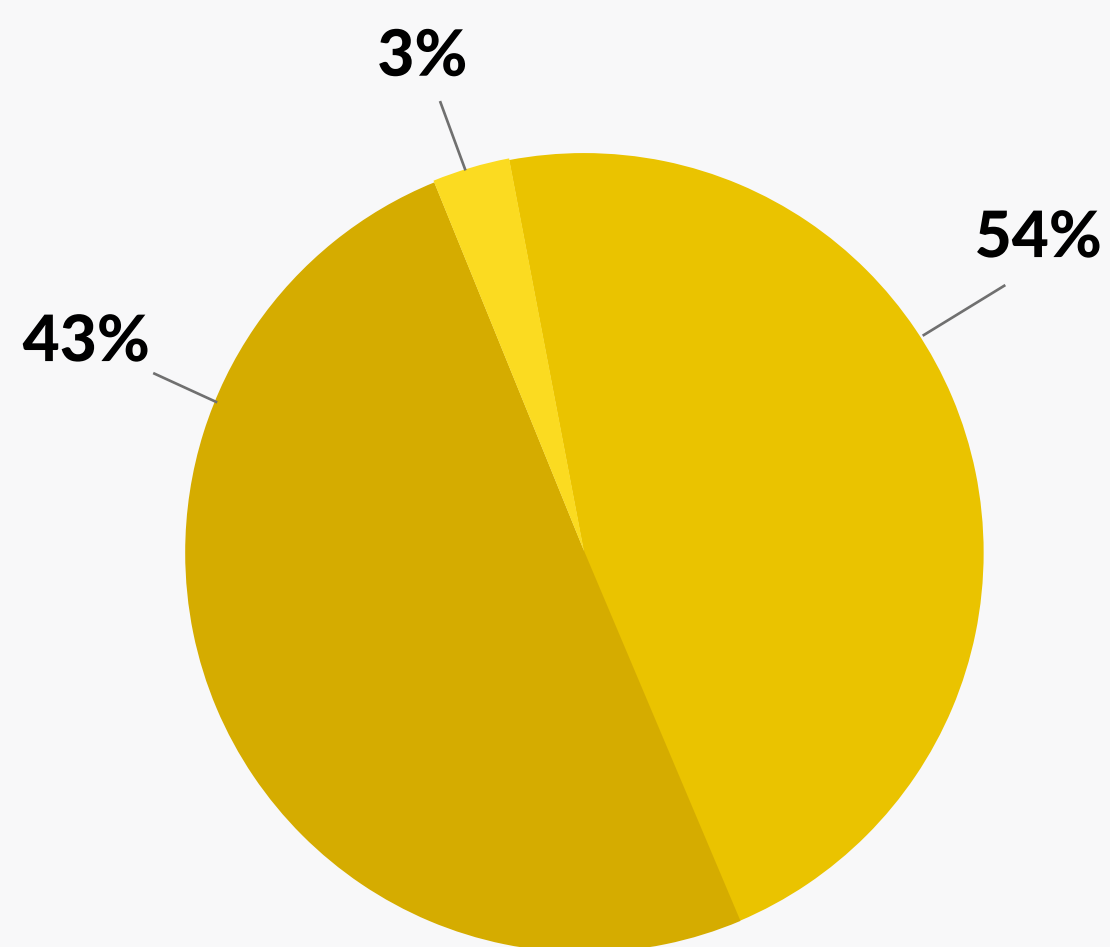
\$488M

Operating Revenue and Expenditures (General

Estimate for the fiscal year ending June 30, 2023

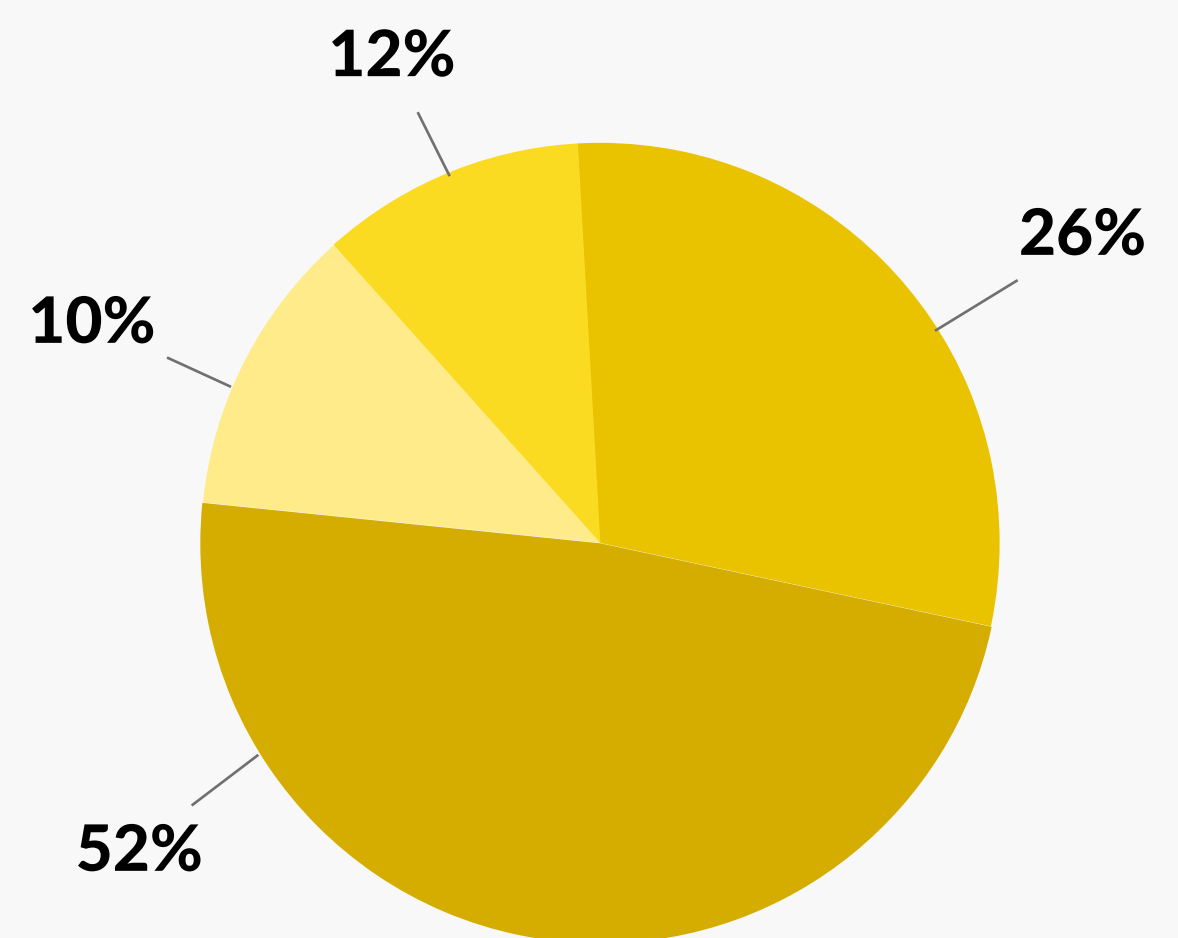
Revenue

- 54% State Appropriation
- 43% Tuition and Fees
- 3% Other



Expenditures

- 52% Salaries and Wages
- 26% Benefits
- 12% Student Financial Aid
- 10% Operating Expenses



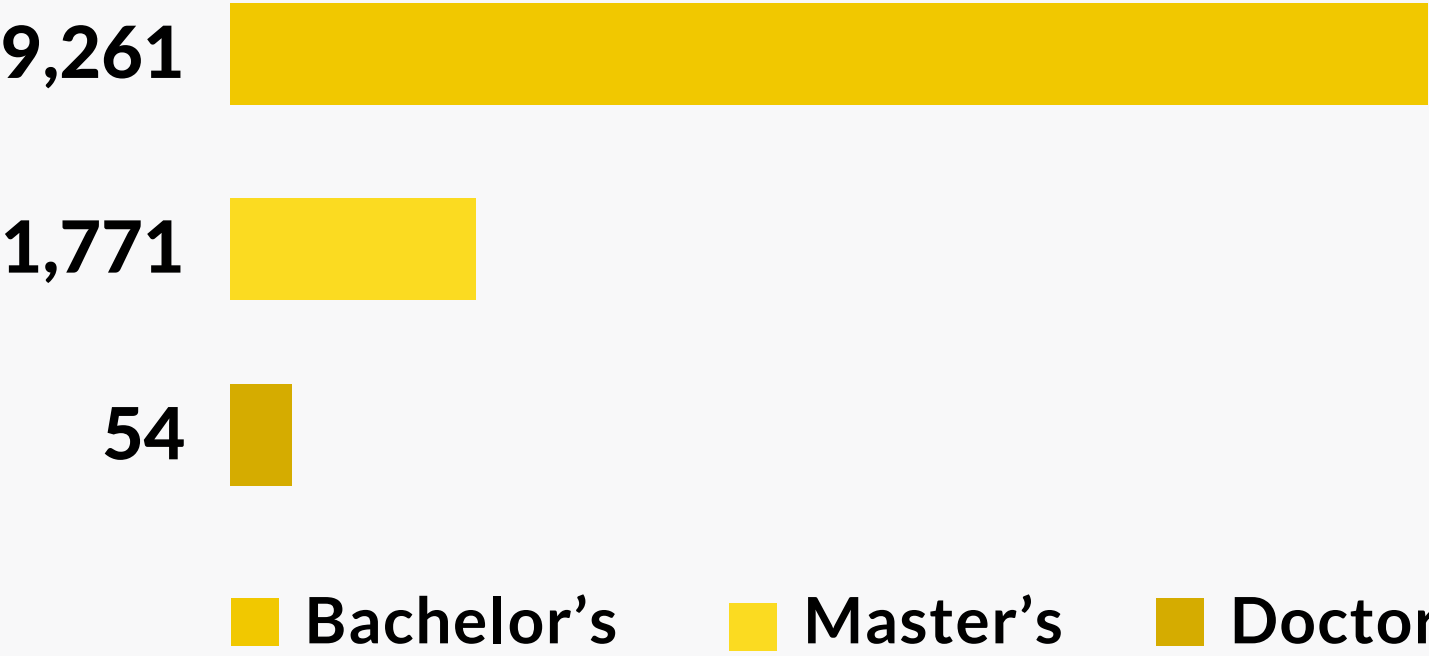
\$38.3M

total philanthropic gift commitments
for fiscal year 2021-2021



Degrees Awarded

(from July 2021 - June 2022)



11,086

Total Degrees
Awarded

Faculty

2,432
Total
Instructional
Faculty

1,048
Full-Time
Faculty

1,384
Part-Time
Faculty

26:1
Student to Faculty
Ratio

190+ Academic
Programs Offered