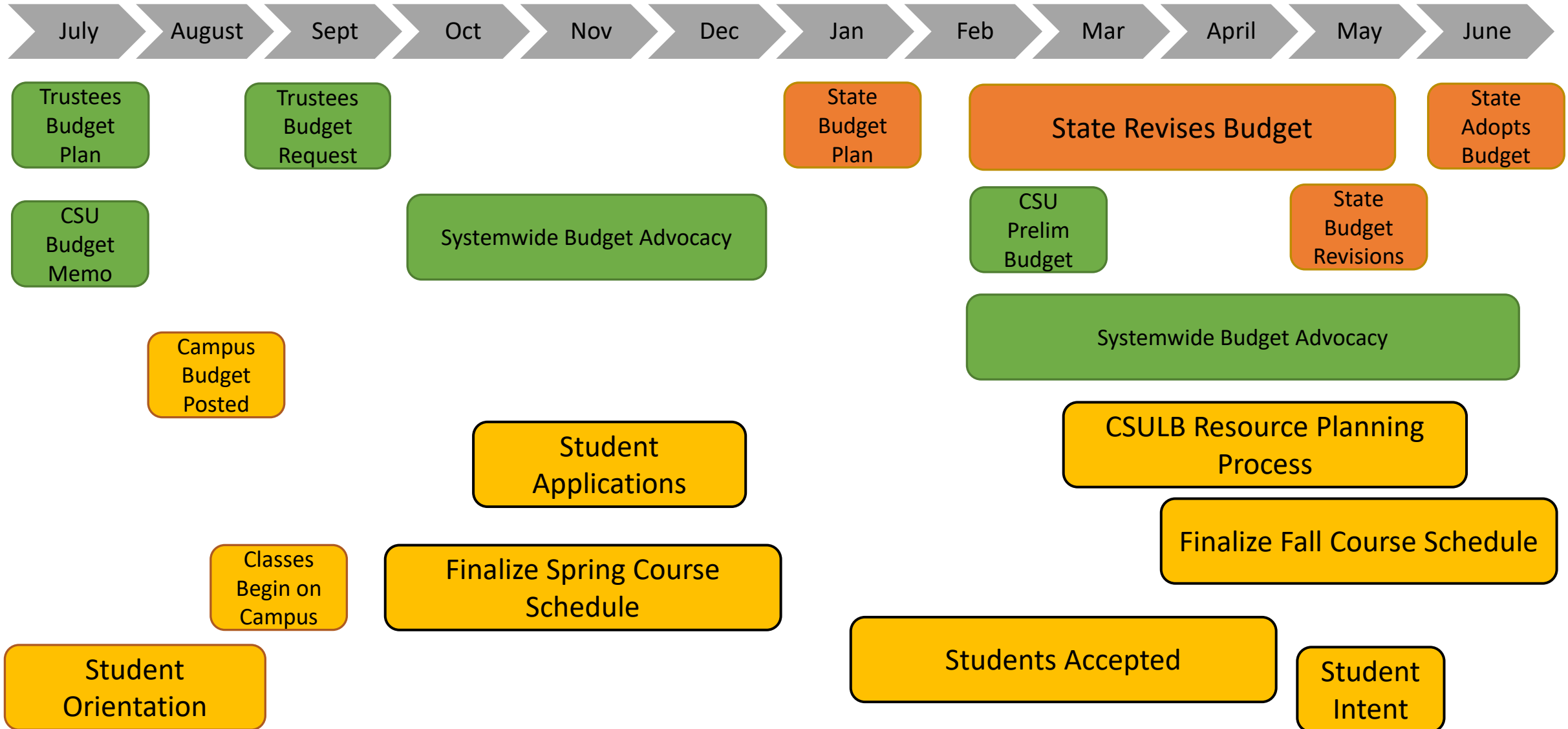


Budget Update – Fall 2023

URC – SEPTEMBER 5

Budget Timeline



Historical CSU Budgets

Fiscal Year	CSU Request (September)	Governor's Budget (January)	Final Allocation (June)
2017-18	\$346 million	\$157.2 million	\$177.2 million
2018-19	\$283 million	\$92 million	\$197.2 million
2019-20	\$456 million	\$300 million	\$332.8 million
2020-21	\$283 million	\$199 million	(\$299.1 million)
2021-22	\$566 million	\$443.5 million	\$550.0 million
2022-23	\$673 million	\$304.1 million	\$365.4 million
2023-24	\$514 million	\$227.3 million	\$330.5 million

2023-24 Operating Fund Revenue

Final Budget	2023-24
Funded Resident FTES Target (+305)	31,095
General Fund Budget 2022-23	\$288,284,000
Retirement Rate Increases	5,058,000
Health Benefits Rate Increases	3,623,000
Insurance Premium Increases	1,021,000
Enrollment Growth (305 FTES)	2,456,000
SUG Adjustment	(27,000)
General Fund Budget 2023-24	\$300,415,000
Tuition & Fee Revenue Budget 2022-23*	\$238,927,000
Enrollment Growth Tuition Revenue	\$4,300,000
Tuition & Fee Revenue Budget 2023-24	\$243,227,000
Total 2023-24 Base Budget Revenue	\$543,642,000

**Tuition revenue in 2022-23 reflects 1% below target enrollment*

2023-24 Operating Fund Expenditures – Incremental Changes

Final Budget	2023-24
2022-23 Base Budget Expenditures	\$531,638,025
PERS Retirement Rate Changes	5,058,000
Health Premium Increases	3,623,000
Insurance Premium Increases	1,021,000
Utilities Cost Increases	900,000
SUG Adjustment	(27,000)
<i>Base Budget Yet to be allocated</i>	<i>\$1,428,975</i>
2023-24 Final Budget Available	\$543,642,000

2023-24 Budget TBDs

- Compensation
 - Bargaining is ongoing
 - Allocation of funding once contracts are settled
 - Multi-year understanding of on-going cost
 - Cost of 1% Salary + Benefits at Systemwide ~\$52 million
 - Cost of 1% Salary + Benefits at CSULB ~\$3.5 million
- Small Allocations TBD from the CO - \$3M systemwide
 - Student Mental Health
 - Student Basic Needs
 - Support for Student's with Disabilities

2024-25 Budget Planning

BOT PROPOSAL – SEPT 2023

	2022-23 Past Year	2023-24 Current Year	2024-25 Budget Year	2024-25 Increase
General Fund, Operations	\$4,594,526,000	\$4,548,424,000	\$4,908,213,000	\$359,789,000
General Fund, Debt Service on Academic Facilities & Infrastructure	340,560,000	440,250,000	465,250,000	25,000,000
Tuition & Other Fee Revenue	3,207,859,000	3,120,257,000	3,292,865,000	172,608,000
TOTAL OPERATING BUDGET & INFRASTRUCTURE	\$8,142,945,000	\$8,108,931,000	\$8,666,328,000	\$557,397,000

Operating Fund Budget - Revenue

Incremental Revenue 2024-25

SOURCES OF FUNDS (INCREMENTAL NEW REVENUE)	TUITION & WITHIN COMPACT	ABOVE COMPACT	BUDGET PLAN
State General Fund	\$240,243,000	\$144,546,000	\$384,789,000
Tuition from Rate Increase	148,330,000		148,330,000
Tuition from Strategic Resident Enrollment Growth	24,278,000		24,278,000
TOTAL NEW SOURCES	\$412,851,000	\$144,546,000	\$557,397,000

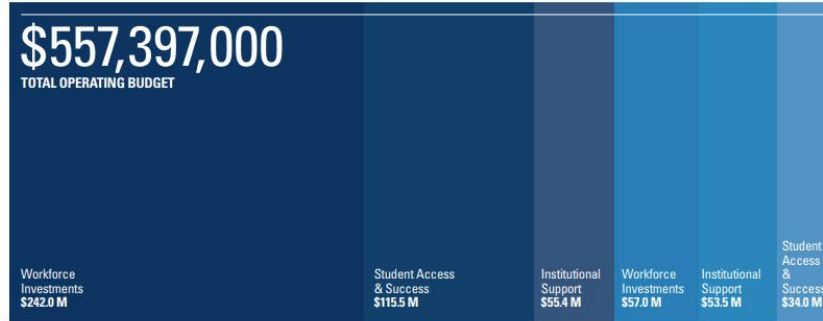
	2022-23 Past Year	2023-24 Current Year	2024-25 Budget Year
Instruction	\$3,172,303,000	\$3,266,070,000	\$3,266,070,000
Research	49,992,000	28,249,000	28,249,000
Public Service	39,489,000	18,381,000	18,381,000
Academic Support	818,412,000	806,051,000	806,051,000
Student Services	973,488,000	882,297,000	882,297,000
Institutional Support	969,114,000	1,137,019,000	1,137,019,000
Operation & Maintenance of Plant	1,306,774,000	1,201,038,000	1,201,038,000
Student Grants & Scholarships	813,373,000	769,826,000	769,826,000
New Expenditures	0	0	557,397,000
TOTAL EXPENDITURES	\$8,142,945,000	\$8,108,931,000	\$8,666,328,000

Operating Fund Expenditures

Incremental Expenditure Increases 2024-25

USES OF FUNDS (Incremental New Expenditures)	TUITION & WITHIN COMPACT	ABOVE COMPACT	BUDGET PLAN
Student Access & Success			
Financial Aid			
State University Grant — Tuition Rate Increase	\$49,443,000		\$49,443,000
State University Grant — Enrollment Increase	8,093,000		8,093,000
Student Access and Enrollment	54,957,000		54,957,000
Graduation Initiative		30,000,000	30,000,000
Student Basic Needs and Mental Health	3,000,000	4,000,000	7,000,000
Institutional Support			
Title IX and DHR Programs	7,900,000	8,000,000	15,900,000
State and Federal NAGPRA Compliance	2,250,000	2,000,000	4,250,000
Maintenance of New Facilities	12,548,000		12,548,000
Liability and Property Insurance Premium Increases	22,635,000		22,635,000
Inflation on Non-Personnel Costs		28,506,000	28,506,000
Debt Service on Academic Facilities & Infrastructure	10,000,000	15,000,000	25,000,000
CSU Workforce Investments			
Faculty and Staff Compensation Pool	163,664,000	57,040,000	220,704,000
Health Premium Increases	78,361,000		78,361,000
TOTAL NEW USES	\$412,851,000	\$144,546,000	\$557,397,000

2024-25 PROPOSED OPERATING BUDGET



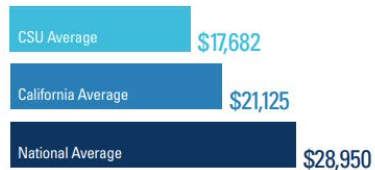
\$412.9M
TUITION & WITHIN COMPACT

\$144.5M
ABOVE COMPACT

95% OF CSU STUDENTS ARE FROM CALIFORNIA



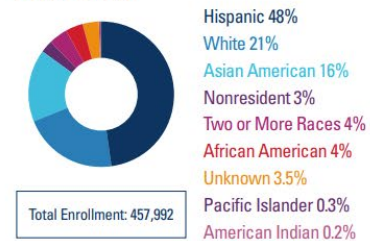
CSU STUDENTS HAVE LOWER AVERAGE DEBT



CSU TUITION & FEES REMAIN AFFORDABLE
(Based on average resident undergrad with recommended rate increase for 2024-25)

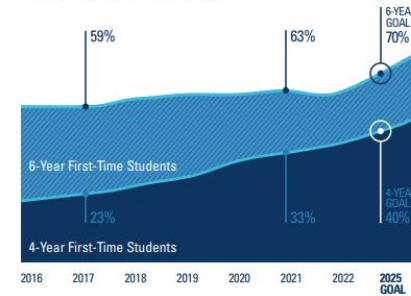


CSU SERVES A DIVERSE STUDENT POPULATION

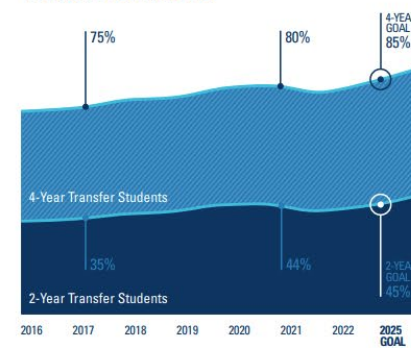


CSU IS MAKING PROGRESS ON GRADUATION RATE GOALS BY 2025

FIRST-TIME STUDENTS



TRANSFER STUDENTS



82%
OF ALL CSU STUDENTS RECEIVED FINANCIAL AID

60%
OF ALL CSU UNDERGRADUATES PAID \$0 TUITION

CSU EMPLOYS NEARLY
56,000
FACULTY & STAFF

53%
OF UNDERGRADUATES ARE FROM HISTORICALLY UNDERREPRESENTED MINORITIES

CSU AWARDS
125,400
ADDITIONAL BACHELOR'S DEGREES AS A RESULT OF GRAD INITIATIVE

THE CSU IS REDEFINING SUCCESS FOR CALIFORNIA

