

**EX6.2 - ANTHROPOMETRIC AND PHYSICAL FITNESS MEASUREMENTS OF
POLICE DEPARTMENT APPLICANTS**

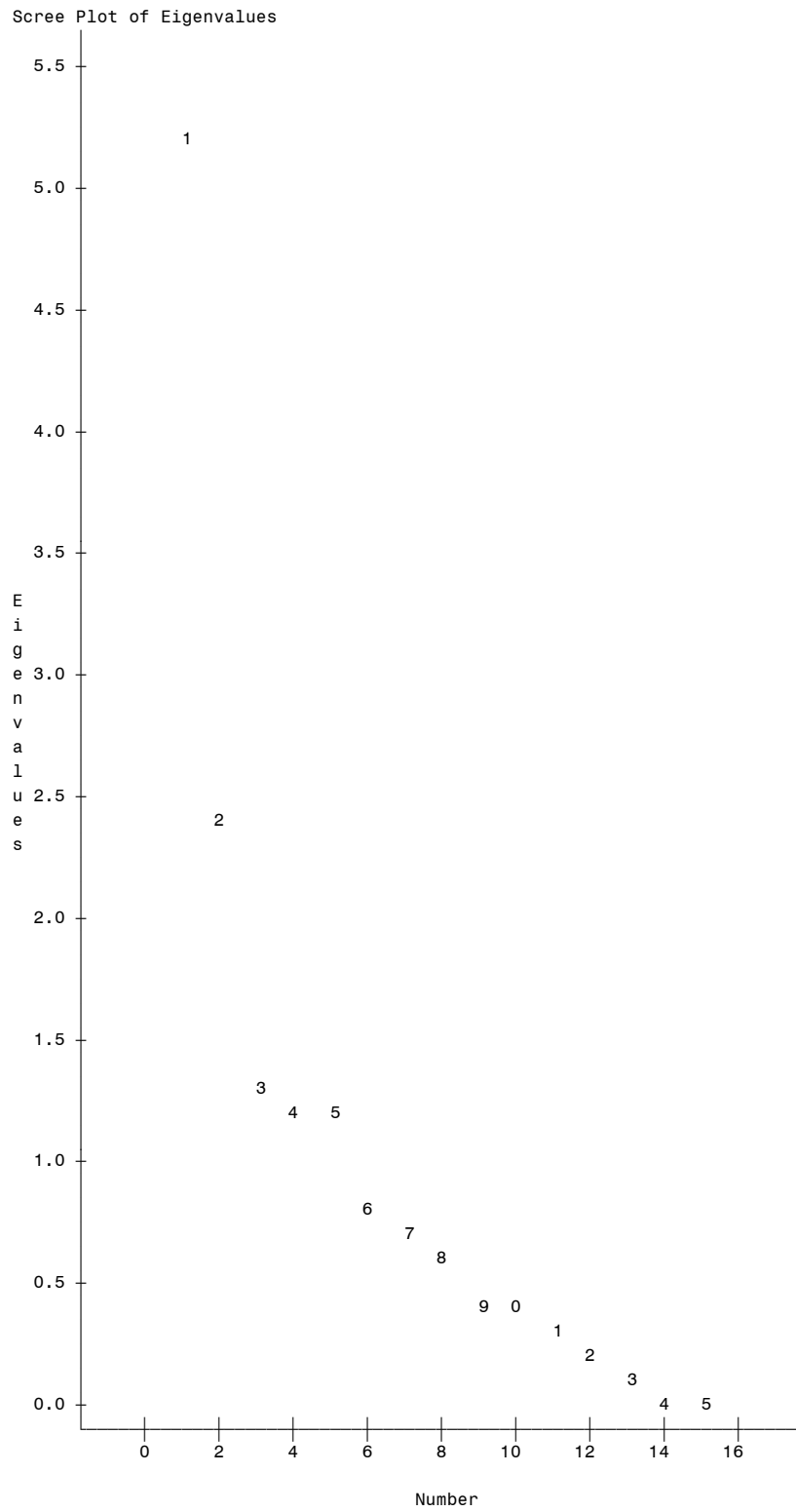
***The FACTOR Procedure
Initial Factor Method: Principal Components***

Prior Community Estimates: ONE

Eigenvalues of the Correlation Matrix: Total = 15 Average = 1				
	Eigenvalue	Difference	Proportion	Cumulative
1	5.21852549	2.81172746	0.3479	0.3479
2	2.40679803	1.09411978	0.1605	0.5084
3	1.31267825	0.08160302	0.0875	0.5959
4	1.23107523	0.02722958	0.0821	0.6779
5	1.20384565	0.35594143	0.0803	0.7582
6	0.84790423	0.14315618	0.0565	0.8147
7	0.70474804	0.12633945	0.0470	0.8617
8	0.57840860	0.18486182	0.0386	0.9003
9	0.39354677	0.02535508	0.0262	0.9265
10	0.36819169	0.04160632	0.0245	0.9510
11	0.32658537	0.13971542	0.0218	0.9728
12	0.18686996	0.04806356	0.0125	0.9853
13	0.13880640	0.09492503	0.0093	0.9945
14	0.04388137	0.00574644	0.0029	0.9975
15	0.03813492		0.0025	1.0000

5 factors will be retained by the MINEIGEN criterion.

***The FACTOR Procedure
Initial Factor Method: Principal Components***



**EX6.2 - ANTHROPOMETRIC AND PHYSICAL FITNESS MEASUREMENTS OF
POLICE DEPARTMENT APPLICANTS**

*The FACTOR Procedure
Initial Factor Method: Principal Components*

Factor Pattern					
	Factor1	Factor2	Factor3	Factor4	Factor5
REACT	0.11577	0.23649	0.12762	0.06168	0.90082
HEIGHT	0.69783	-0.33725	0.41902	0.05972	0.22820
WEIGHT	0.95187	-0.04446	-0.07678	0.10093	-0.06101
SHLDR	0.68565	-0.32752	0.31506	0.11806	-0.23196
PELVIC	0.67123	-0.29937	0.08798	0.48711	-0.10913
CHEST	0.82416	0.00558	-0.14664	0.15902	-0.18894
THIGH	0.64905	0.47592	-0.26352	-0.22796	0.01317
PULSE	-0.27258	0.59160	0.52991	0.02023	-0.00286
DIAST	-0.08173	0.42916	-0.04908	0.77472	0.05289
CHNUP	-0.66679	-0.36578	0.27478	0.24007	-0.12565
BREATH	0.57632	-0.05036	0.50353	-0.17149	0.17768
RECVR	-0.05822	0.65763	0.45810	-0.11492	-0.41729
SPEED	-0.06704	-0.76236	0.03135	-0.21987	0.04457
ENDUR	-0.46683	-0.08312	-0.14959	0.36143	0.09197
FAT	0.84105	0.34734	-0.26738	-0.07236	0.01546

Variance Explained by Each Factor				
Factor1	Factor2	Factor3	Factor4	Factor5
5.2185255	2.4067980	1.3126783	1.2310752	1.2038457

Final Commuality Estimates: Total = 11.372923								
REACT	HEIGHT	WEIGHT	SHLDR	PELVIC	CHEST	THIGH	PULSE	DIAST
0.90090440	0.83192324	0.92783038	0.74439622	0.79709996	0.76176311	0.76936042	0.70551551	0.79625170

CHNUP	BREATH	RECVR	SPEED	ENDUR	FAT
0.72733481	0.64920781	0.83305264	0.63699092	0.38630835	0.90498318

The FACTOR Procedure

Means and Standard Deviations from 50 Observations		
Variable	Mean	Std Dev
ID	25.50000	14.577380
REACT	0.31620	0.048215
HEIGHT	177.90600	6.703134
WEIGHT	78.35240	11.468370
SHLDR	40.95200	1.586067
PELVIC	28.10600	1.437176
CHEST	90.62000	5.970916
THIGH	16.13000	6.101865
PULSE	73.08000	12.910745
DIAST	74.60000	8.113984
CHNUP	6.28000	4.380103
BREATH	193.34000	25.454730
RECVR	115.54000	11.179811
SPEED	5.48000	0.363655
ENDUR	4.17400	0.564172
FAT	13.78240	7.347631

**EX6.2 - ANTHROPOMETRIC AND PHYSICAL FITNESS MEASUREMENTS OF
POLICE DEPARTMENT APPLICANTS**

The FACTOR Procedure

Correlations									
	ID	REACT	HEIGHT	WEIGHT	SHLDR	PELVIC	CHEST	THIGH	PULSE
ID	1.00000	-0.41159	0.06338	0.01865	0.23744	0.12737	-0.04844	-0.02220	-0.17794
REACT	-0.41159	1.00000	0.22235	0.05623	-0.09378	-0.05589	-0.03182	0.13240	0.16311
HEIGHT	0.06338	0.22235	1.00000	0.63534	0.65429	0.58589	0.42592	0.22319	-0.18151
WEIGHT	0.01865	0.05623	0.63534	1.00000	0.66562	0.64702	0.88869	0.55422	-0.26384
SHLDR	0.23744	-0.09378	0.65429	0.66562	1.00000	0.58244	0.55449	0.20457	-0.16824
PELVIC	0.12737	-0.05589	0.58589	0.64702	0.58244	1.00000	0.52205	0.20749	-0.32295
CHEST	-0.04844	-0.03182	0.42592	0.88869	0.55449	0.52205	1.00000	0.39780	-0.24628
THIGH	-0.02220	0.13240	0.22319	0.55422	0.20457	0.20749	0.39780	1.00000	-0.00622
PULSE	-0.17794	0.16311	-0.18151	-0.26384	-0.16824	-0.32295	-0.24628	-0.00622	1.00000
DIAST	0.07851	0.14732	-0.18655	-0.05170	-0.14488	0.14774	-0.00842	0.04868	0.23409
CHNUP	0.03772	-0.15846	-0.27601	-0.57578	-0.27387	-0.15816	-0.45359	-0.66953	0.15478
BREATH	-0.18070	0.15953	0.58783	0.45020	0.36765	0.35357	0.34730	0.20652	-0.06436
RECVR	0.13318	-0.12957	-0.12126	-0.12188	-0.02394	-0.20686	-0.08323	0.20313	0.50389
SPEED	0.17901	-0.14934	0.21563	-0.05264	0.20175	0.04124	-0.16241	-0.20804	-0.29958
ENDUR	0.23314	-0.05255	-0.18916	-0.36798	-0.24478	-0.22935	-0.32754	-0.33573	0.00730
FAT	-0.05500	0.16481	0.36511	0.80951	0.33063	0.41322	0.72462	0.84421	-0.09483

Correlations							
	DIAST	CHNUP	BREATH	RECVR	SPEED	ENDUR	FAT
ID	0.07851	0.03772	-0.18070	0.13318	0.17901	0.23314	-0.05500
REACT	0.14732	-0.15846	0.15953	-0.12957	-0.14934	-0.05255	0.16481
HEIGHT	-0.18655	-0.27601	0.58783	-0.12126	0.21563	-0.18916	0.36511
WEIGHT	-0.05170	-0.57578	0.45020	-0.12188	-0.05264	-0.36798	0.80951
SHLDR	-0.14488	-0.27387	0.36765	-0.02394	0.20175	-0.24478	0.33063
PELVIC	0.14774	-0.15816	0.35357	-0.20686	0.04124	-0.22935	0.41322
CHEST	-0.00842	-0.45359	0.34730	-0.08323	-0.16241	-0.32754	0.72462
THIGH	0.04868	-0.66953	0.20652	0.20313	-0.20804	-0.33573	0.84421
PULSE	0.23409	0.15478	-0.06436	0.50389	-0.29958	0.00730	-0.09483
DIAST	1.00000	0.05375	-0.16483	0.15384	-0.32092	0.13366	0.04465
CHNUP	0.05375	1.00000	-0.35762	-0.06025	0.32390	0.21278	-0.69117
BREATH	-0.16483	-0.35762	1.00000	0.09128	-0.03122	-0.31457	0.29870
RECVR	0.15384	-0.06025	0.09128	1.00000	-0.43652	-0.07280	0.06652
SPEED	-0.32092	0.32390	-0.03122	-0.43652	1.00000	-0.02248	-0.20551
ENDUR	0.13366	0.21278	-0.31457	-0.07280	-0.02248	1.00000	-0.40546
FAT	0.04465	-0.69117	0.29870	0.06652	-0.20551	-0.40546	1.00000

***The FACTOR Procedure
Initial Factor Method: Principal Components***

Prior Communality Estimates: ONE

Eigenvalues of the Correlation Matrix: Total = 16 Average = 1				
	Eigenvalue	Difference	Proportion	Cumulative
1	5.21866026	2.75423686	0.3262	0.3262
2	2.46442340	0.85236182	0.1540	0.4802
3	1.61206158	0.30079132	0.1008	0.5809
4	1.31127026	0.08417206	0.0820	0.6629
5	1.22709820	0.30601045	0.0767	0.7396
6	0.92108775	0.12423048	0.0576	0.7972
7	0.79685727	0.17969904	0.0498	0.8470
8	0.61715823	0.18427502	0.0386	0.8855
9	0.43288321	0.06082467	0.0271	0.9126
10	0.37205854	0.03145583	0.0233	0.9358
11	0.34060271	0.05420991	0.0213	0.9571
12	0.28639280	0.10542690	0.0179	0.9750
13	0.18096590	0.04257220	0.0113	0.9863
14	0.13839371	0.09490509	0.0086	0.9950
15	0.04348862	0.00689105	0.0027	0.9977
16	0.03659757		0.0023	1.0000

5 factors will be retained by the NFACTOR criterion.

Eigenvectors					
	1	2	3	4	5
ID	-0.00573	-0.21220	0.61391	0.02634	-0.02052
REACT	0.05129	0.21005	-0.51625	0.02621	0.36498
HEIGHT	0.30535	-0.20807	-0.13084	0.34714	0.12152
WEIGHT	0.41662	-0.03347	0.05156	-0.05617	0.06431
SHLDR	0.29977	-0.23287	0.15721	0.30414	0.01113
PELVIC	0.29360	-0.20435	0.12237	0.10988	0.36844
CHEST	0.36080	0.00087	0.08405	-0.10534	0.07246
THIGH	0.28420	0.29109	0.08807	-0.23535	-0.18733
PULSE	-0.11902	0.38097	0.00501	0.46091	0.00969
DIAST	-0.03583	0.24678	0.24731	-0.00419	0.66192
CHNUP	-0.29198	-0.22877	-0.01070	0.25651	0.15832
BREATH	0.25251	-0.00459	-0.23653	0.40766	-0.08452
RECVR	-0.02558	0.37834	0.33372	0.43828	-0.25249

**EX6.2 - ANTHROPOMETRIC AND PHYSICAL FITNESS MEASUREMENTS OF
POLICE DEPARTMENT APPLICANTS**

*The FACTOR Procedure
Initial Factor Method: Principal Components*

Eigenvectors					
	1	2	3	4	5
SPEED	-0.02966	-0.48047	-0.12543	0.01168	-0.16858
ENDUR	-0.20467	-0.08115	0.18764	-0.10959	0.32529
FAT	0.36827	0.21620	0.05249	-0.23498	-0.05321

Factor Pattern					
	Factor1	Factor2	Factor3	Factor4	Factor5
WEIGHT	0.95175	-0.05255	0.06547	-0.06432	0.07124
FAT	0.84129	0.33940	0.06665	-0.26908	-0.05895
CHEST	0.82422	0.00136	0.10671	-0.12063	0.08027
HEIGHT	0.69756	-0.32664	-0.16612	0.39752	0.13462
SHLDR	0.68481	-0.36557	0.19960	0.34827	0.01233
PELVIC	0.67070	-0.32080	0.15537	0.12582	0.40813
THIGH	0.64924	0.45696	0.11182	-0.26950	-0.20752
BREATH	0.57685	-0.00720	-0.30032	0.46682	-0.09362
ENDUR	-0.46755	-0.12740	0.23824	-0.12549	0.36034
CHNUP	-0.66702	-0.35914	-0.01359	0.29373	0.17538
PULSE	-0.27189	0.59807	0.00636	0.52780	0.01073
RECVR	-0.05844	0.59394	0.42371	0.50188	-0.27969
SPEED	-0.06776	-0.75426	-0.15925	0.01338	-0.18674
ID	-0.01308	-0.33311	0.77946	0.03016	-0.02273
REACT	0.11716	0.32975	-0.65547	0.03002	0.40430
DIAST	-0.08186	0.38740	0.31400	-0.00480	0.73323

Variance Explained by Each Factor				
Factor1	Factor2	Factor3	Factor4	Factor5
5.2186603	2.4644234	1.6120616	1.3112703	1.2270982

Final Community Estimates: Total = 11.833514								
ID	REACT	HEIGHT	WEIGHT	SHLDR	PELVIC	CHEST	THIGH	PULSE
0.72012831	0.71645862	0.79702478	0.92208642	0.76389404	0.75929939	0.71172720	0.75852998	0.71033561

DIAST	CHNUP	BREATH	RECVR	SPEED	ENDUR	FAT
0.79303257	0.69111644	0.64967495	0.86582399	0.63391468	0.43717851	0.90328820

**EX6.2 - ANTHROPOMETRIC AND PHYSICAL FITNESS MEASUREMENTS OF
POLICE DEPARTMENT APPLICANTS**

*The FACTOR Procedure
Initial Factor Method: Principal Components*

Residual Correlations With Uniqueness on the Diagonal									
	ID	REACT	HEIGHT	WEIGHT	SHLDR	PELVIC	CHEST	THIGH	PULSE
ID	0.27987	0.21898	0.08425	-0.03387	-0.04118	-0.08635	-0.11492	0.05477	-0.00290
REACT	0.21898	0.28354	0.07308	-0.02191	0.06192	-0.09563	-0.08772	0.07094	-0.01826
HEIGHT	0.08425	0.07308	0.20298	-0.01888	-0.04976	-0.06590	-0.09371	0.07320	-0.00670
WEIGHT	-0.03387	-0.02191	-0.01888	0.07791	0.00309	-0.03934	0.08384	-0.04956	0.05912
SHLDR	-0.04118	0.06192	-0.04976	0.00309	0.23611	-0.07401	0.01027	0.00111	0.05138
PELVIC	-0.08635	-0.09563	-0.06590	-0.03934	-0.07401	0.24070	-0.06448	0.01986	-0.02051
CHEST	-0.11492	-0.08772	-0.09371	0.08384	0.01027	-0.06448	0.28827	-0.16573	0.03913
THIGH	0.05477	0.07094	0.07320	-0.04956	0.00111	0.01986	-0.16573	0.24147	0.04076
PULSE	-0.00290	-0.01826	-0.00670	0.05912	0.05138	-0.02051	0.03913	0.04076	0.28966
DIAST	-0.02146	-0.06133	-0.04755	-0.02654	-0.01725	-0.02052	-0.03443	0.04055	-0.02719
CHNUP	-0.08493	-0.05052	-0.07066	0.04747	-0.05013	0.06758	0.11948	0.04472	0.03138
BREATH	0.04233	-0.07869	-0.03976	-0.04283	-0.13149	-0.00950	-0.03227	-0.02474	-0.14668
RECVR	-0.02150	0.05717	0.02205	-0.01058	-0.02271	0.00804	0.00191	-0.00050	-0.13180
SPEED	0.04636	0.07803	0.00989	-0.00320	0.00185	-0.05601	-0.07194	0.16328	0.12906
ENDUR	0.01086	0.05848	0.13632	0.02097	0.02054	-0.12493	-0.01149	0.04036	0.01722
FAT	0.02389	0.02992	0.01508	0.00917	-0.04029	0.00539	-0.00410	0.05071	0.07315

Residual Correlations With Uniqueness on the Diagonal							
	DIAST	CHNUP	BREATH	RECVR	SPEED	ENDUR	FAT
ID	-0.02146	-0.08493	0.04233	-0.02150	0.04636	0.01086	0.02389
REACT	-0.06133	-0.05052	-0.07869	0.05717	0.07803	0.05848	0.02992
HEIGHT	-0.04755	-0.07066	-0.03976	0.02205	0.00989	0.13632	0.01508
WEIGHT	-0.02654	0.04747	-0.04283	-0.01058	-0.00320	0.02097	0.00917
SHLDR	-0.01725	-0.05013	-0.13149	-0.02271	0.00185	0.02054	-0.04029
PELVIC	-0.02052	0.06758	-0.00950	0.00804	-0.05601	-0.12493	0.00539
CHEST	-0.03443	0.11948	-0.03227	0.00191	-0.07194	-0.01149	-0.00410
THIGH	0.04055	0.04472	-0.02474	-0.00050	0.16328	0.04036	0.05071
PULSE	-0.02719	0.03138	-0.14668	-0.13180	0.12906	0.01722	0.07315
DIAST	0.20697	0.01536	0.05036	-0.00660	0.15273	-0.19488	0.00303
CHNUP	0.01536	0.30888	-0.10022	0.02147	0.03448	-0.16794	0.08216
BREATH	0.05036	-0.10022	0.35033	-0.00396	-0.06912	0.11808	-0.04404
RECVR	-0.00660	0.02147	-0.00396	0.13418	0.01605	0.03837	0.00442
SPEED	0.15273	0.03448	-0.06912	0.01605	0.36609	-0.04334	0.11069
ENDUR	-0.19488	-0.16794	0.11808	0.03837	-0.04334	0.56282	0.00272
FAT	0.00303	0.08216	-0.04404	0.00442	0.11069	0.00272	0.09671

**EX6.2 - ANTHROPOMETRIC AND PHYSICAL FITNESS MEASUREMENTS OF
POLICE DEPARTMENT APPLICANTS**

*The FACTOR Procedure
Initial Factor Method: Principal Components*

Root Mean Square Off-Diagonal Residuals: Overall = 0.06949644								
ID	REACT	HEIGHT	WEIGHT	SHLDR	PELVIC	CHEST	THIGH	PULSE
0.07930024	0.08405984	0.06430580	0.03826203	0.05092692	0.06156753	0.07823145	0.07325220	0.06978524

Root Mean Square Off-Diagonal Residuals: Overall = 0.06949644						
DIAS	CHNUP	BREATH	RECVR	SPEED	ENDUR	FAT
0.07099499	0.07669577	0.07536706	0.04045783	0.08313074	0.09096902	0.04643821

**EX6.2 - ANTHROPOMETRIC AND PHYSICAL FITNESS MEASUREMENTS OF
POLICE DEPARTMENT APPLICANTS**

*The FACTOR Procedure
Initial Factor Method: Principal Components*

Partial Correlations Controlling Factors									
	ID	REACT	HEIGHT	WEIGHT	SHLDR	PELVIC	CHEST	THIGH	PULSE
ID	1.00000	0.77735	0.35348	-0.22938	-0.16021	-0.33268	-0.40458	0.21067	-0.01020
REACT	0.77735	1.00000	0.30464	-0.14739	0.23932	-0.36606	-0.30682	0.27112	-0.06373
HEIGHT	0.35348	0.30464	1.00000	-0.15014	-0.22730	-0.29814	-0.38740	0.33065	-0.02763
WEIGHT	-0.22938	-0.14739	-0.15014	1.00000	0.02279	-0.28726	0.55945	-0.36131	0.39354
SHLDR	-0.16021	0.23932	-0.22730	0.02279	1.00000	-0.31045	0.03938	0.00465	0.19645
PELVIC	-0.33268	-0.36606	-0.29814	-0.28726	-0.31045	1.00000	-0.24479	0.08239	-0.07768
CHEST	-0.40458	-0.30682	-0.38740	0.55945	0.03938	-0.24479	1.00000	-0.62817	0.13541
THIGH	0.21067	0.27112	0.33065	-0.36131	0.00465	0.08239	-0.62817	1.00000	0.15413
PULSE	-0.01020	-0.06373	-0.02763	0.39354	0.19645	-0.07768	0.13541	0.15413	1.00000
DIAST	-0.08916	-0.25315	-0.23201	-0.20899	-0.07802	-0.09194	-0.14095	0.18138	-0.11107
CHNUP	-0.28885	-0.17071	-0.28220	0.30596	-0.18562	0.24784	0.40039	0.16374	0.10492
BREATH	0.13518	-0.24967	-0.14909	-0.25926	-0.45719	-0.03270	-0.10155	-0.08506	-0.46047
RECVR	-0.11095	0.29308	0.13360	-0.10347	-0.12758	0.04475	0.00969	-0.00278	-0.66854
SPEED	0.14483	0.24220	0.03629	-0.01895	0.00629	-0.18868	-0.22145	0.54918	0.39633
ENDUR	0.02735	0.14639	0.40332	0.10013	0.05634	-0.33943	-0.02852	0.10947	0.04266
FAT	0.14522	0.18067	0.10765	0.10565	-0.26662	0.03535	-0.02456	0.33181	0.43702

Partial Correlations Controlling Factors							
	DIAST	CHNUP	BREATH	RECVR	SPEED	ENDUR	FAT
ID	-0.08916	-0.28885	0.13518	-0.11095	0.14483	0.02735	0.14522
REACT	-0.25315	-0.17071	-0.24967	0.29308	0.24220	0.14639	0.18067
HEIGHT	-0.23201	-0.28220	-0.14909	0.13360	0.03629	0.40332	0.10765
WEIGHT	-0.20899	0.30596	-0.25926	-0.10347	-0.01895	0.10013	0.10565
SHLDR	-0.07802	-0.18562	-0.45719	-0.12758	0.00629	0.05634	-0.26662
PELVIC	-0.09194	0.24784	-0.03270	0.04475	-0.18868	-0.33943	0.03535
CHEST	-0.14095	0.40039	-0.10155	0.00969	-0.22145	-0.02852	-0.02456
THIGH	0.18138	0.16374	-0.08506	-0.00278	0.54918	0.10947	0.33181
PULSE	-0.11107	0.10492	-0.46047	-0.66854	0.39633	0.04266	0.43702
DIAST	1.00000	0.06074	0.18702	-0.03958	0.55486	-0.57100	0.02140
CHNUP	0.06074	1.00000	-0.30466	0.10545	0.10253	-0.40278	0.47537
BREATH	0.18702	-0.30466	1.00000	-0.01824	-0.19300	0.26591	-0.23928
RECVR	-0.03958	0.10545	-0.01824	1.00000	0.07240	0.13963	0.03878
SPEED	0.55486	0.10253	-0.19300	0.07240	1.00000	-0.09549	0.58829
ENDUR	-0.57100	-0.40278	0.26591	0.13963	-0.09549	1.00000	0.01164
FAT	0.02140	0.47537	-0.23928	0.03878	0.58829	0.01164	1.00000

**EX6.2 - ANTHROPOMETRIC AND PHYSICAL FITNESS MEASUREMENTS OF
POLICE DEPARTMENT APPLICANTS**


*The FACTOR Procedure
Initial Factor Method: Principal Components*

Root Mean Square Off-Diagonal Partial: Overall = 0.26634583								
ID	REACT	HEIGHT	WEIGHT	SHLDR	PELVIC	CHEST	THIGH	PULSE
0.29338602	0.30940585	0.25692227	0.26013856	0.20196006	0.23240984	0.30944351	0.29138231	0.29197215

Root Mean Square Off-Diagonal Partial: Overall = 0.26634583						
DIAS	CHNUP	BREATH	RECVR	SPEED	ENDUR	FAT
0.24816406	0.26909650	0.24536712	0.20515777	0.29896911	0.24706391	0.26856687

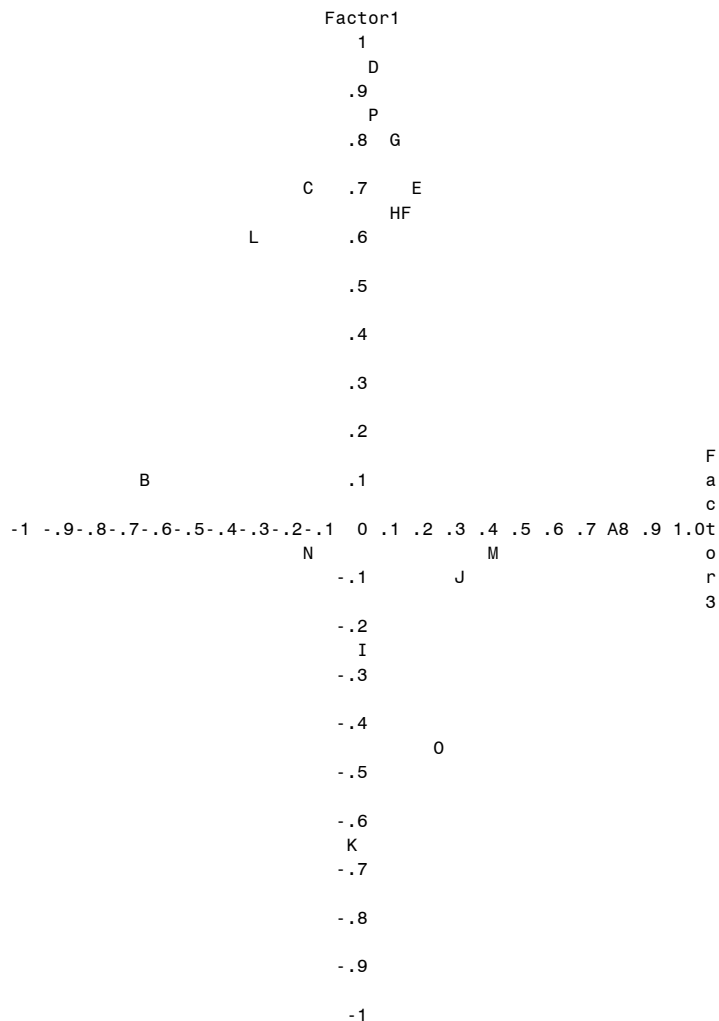
***The FACTOR Procedure
Initial Factor Method: Principal Components***

Plot of Factor Pattern for Factor1 and Factor2



***The FACTOR Procedure
Initial Factor Method: Principal Components***


Plot of Factor Pattern for Factor1 and Factor3



ID=A	REACT=B	HEIGHT=C	WEIGHT=D	SHLDR=E
PELVIC=F	CHEST=G	THIGH=H	PULSE=I	DIAST=J
CHNUP=K	BREATH=L	RECVR=M	SPEED=N	ENDUR=O
FAT=P				


***The FACTOR Procedure
Initial Factor Method: Principal Components***

Plot of Factor Pattern for Factor1 and Factor4



***The FACTOR Procedure
Initial Factor Method: Principal Components***

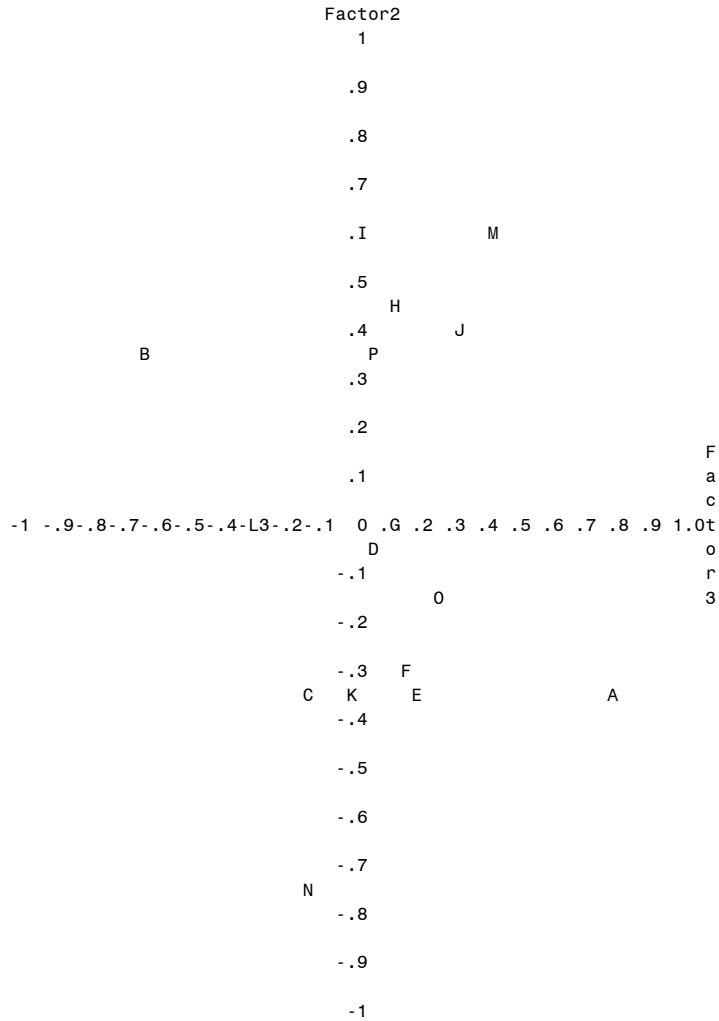
Plot of Factor Pattern for Factor1 and Factor5



ID=A	REACT=B	HEIGHT=C	WEIGHT=D	SHLDR=E
PELVIC=F	CHEST=G	THIGH=H	PULSE=I	DIAST=J
CHNUP=K	BREATH=L	RECVR=M	SPEED=N	ENDUR=O
FAT=P				

***The FACTOR Procedure
Initial Factor Method: Principal Components***


Plot of Factor Pattern for Factor2 and Factor3



ID=A	REACT=B	HEIGHT=C	WEIGHT=D	SHLDR=E
PELVIC=F	CHEST=G	THIGH=H	PULSE=I	DIAST=J
CHNUP=K	BREATH=L	RECVR=M	SPEED=N	ENDUR=O
FAT=P				

***The FACTOR Procedure
Initial Factor Method: Principal Components***


Plot of Factor Pattern for Factor2 and Factor4



ID=A	REACT=B	HEIGHT=C	WEIGHT=D	SHLDR=E
PELVIC=F	CHEST=G	THIGH=H	PULSE=I	DIAST=J
CHNUP=K	BREATH=L	RECVR=I	SPEED=N	ENDUR=O
FAT=P				


***The FACTOR Procedure
Initial Factor Method: Principal Components***

Plot of Factor Pattern for Factor2 and Factor5



***The FACTOR Procedure
Initial Factor Method: Principal Components***


Plot of Factor Pattern for Factor3 and Factor4



ID=A	REACT=B	HEIGHT=C	WEIGHT=D	SHLDR=E
PELVIC=F	CHEST=G	THIGH=H	PULSE=I	DIAST=J
CHNUP=K	BREATH=L	RECVR=M	SPEED=N	ENDUR=O
FAT=P				

***The FACTOR Procedure
Initial Factor Method: Principal Components***

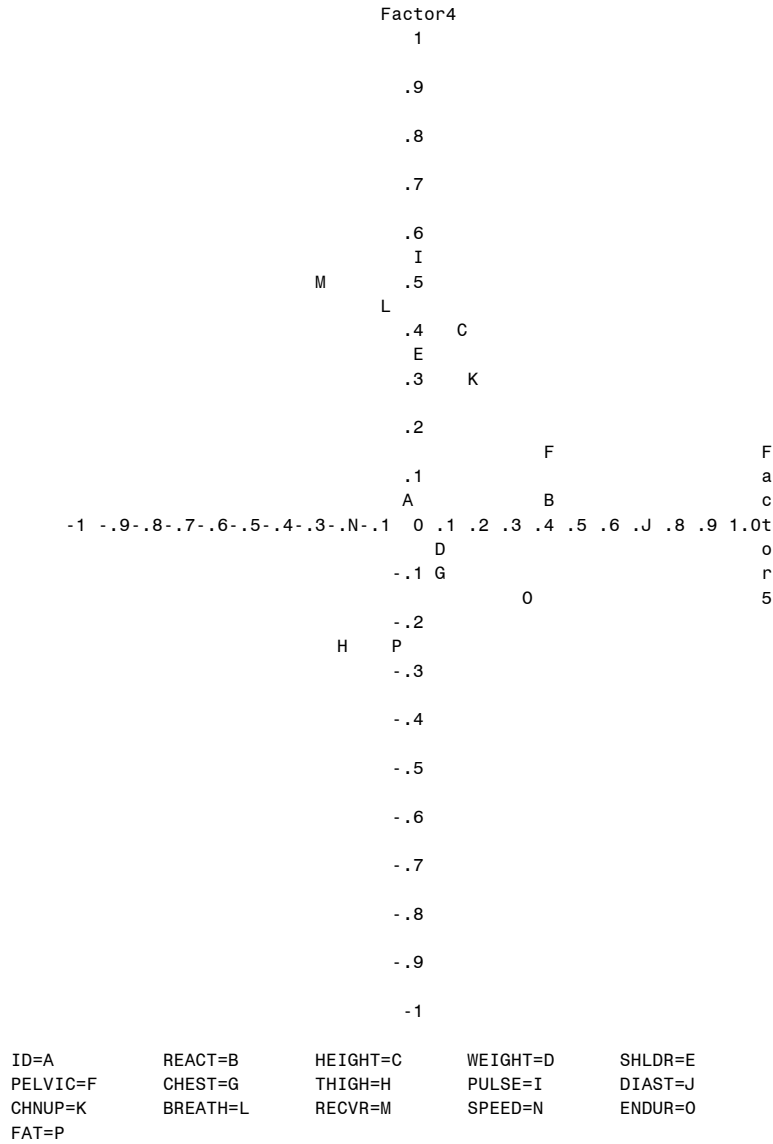
Plot of Factor Pattern for Factor3 and Factor5



ID=A	REACT=B	HEIGHT=C	WEIGHT=D	SHLDR=E
PELVIC=F	CHEST=G	THIGH=H	PULSE=I	DIAST=J
CHNUP=K	BREATH=L	RECVR=M	SPEED=N	ENDUR=O
FAT=P				

***The FACTOR Procedure
Initial Factor Method: Principal Components***

Plot of Factor Pattern for Factor4 and Factor5



***The FACTOR Procedure
Rotation Method: Varimax***

Orthogonal Transformation Matrix					
	1	2	3	4	5
1	0.71461	0.68555	-0.10670	-0.04246	-0.07855
2	0.46583	-0.37228	0.67310	-0.34931	0.26331
3	0.13078	-0.00363	0.22665	0.89230	0.36785
4	-0.46169	0.56628	0.66670	-0.04109	-0.14139
5	-0.20513	0.26598	-0.19922	-0.27980	0.87704

Rotated Factor Pattern					
	Factor1	Factor2	Factor3	Factor4	Factor5
FAT	0.90434	0.28211	-0.01385	-0.06726	0.03415
THIGH	0.85844	0.06676	0.12532	-0.01827	-0.03344
WEIGHT	0.67929	0.65432	-0.17916	0.01907	0.00706
CHEST	0.64281	0.51719	-0.15925	0.04224	0.06233
CHNUP	-0.81732	-0.11054	-0.01275	0.08051	0.06512
HEIGHT	0.11346	0.86133	-0.09374	-0.11775	-0.14005
SHLDR	0.18186	0.80534	-0.04416	0.25897	-0.11505
PELVIC	0.20836	0.75847	-0.24970	0.10285	0.26016
BREATH	0.17327	0.63867	0.19541	-0.28294	-0.30579
RECVR	0.11598	-0.05290	0.89238	0.23073	0.00058
PULSE	-0.16074	-0.10733	0.78276	-0.21639	0.11596
SPEED	-0.38847	0.19282	-0.49044	0.17595	-0.41753
ID	-0.07185	0.12325	-0.02152	0.81755	0.17584
REACT	0.05481	0.08448	0.00036	-0.81939	0.18686
DIAST	0.01484	-0.00917	0.19139	-0.05663	0.86769
ENDUR	-0.37828	-0.24918	-0.13732	0.18127	0.42459

Variance Explained by Each Factor				
Factor1	Factor2	Factor3	Factor4	Factor5
3.5584604	3.3015269	1.8903218	1.6919201	1.3912846

**EX6.2 - ANTHROPOMETRIC AND PHYSICAL FITNESS MEASUREMENTS OF
POLICE DEPARTMENT APPLICANTS**

*The FACTOR Procedure
Rotation Method: Varimax*

Final Communality Estimates: Total = 11.833514								
ID	REACT	HEIGHT	WEIGHT	SHLDR	PELVIC	CHEST	THIGH	PULSE
0.72012831	0.71645862	0.79702478	0.92208642	0.76389404	0.75929939	0.71172720	0.75852998	0.71033561

DIAS	CHNUP	BREATH	RECVR	SPEED	ENDUR	FAT
0.79303257	0.69111644	0.64967495	0.86582399	0.63391468	0.43717851	0.90328820

***The FACTOR Procedure
Rotation Method: Varimax***


Scoring Coefficients Estimated by Regression

Squared Multiple Correlations of the Variables with Each Factor				
Factor1	Factor2	Factor3	Factor4	Factor5
1.0000000	1.0000000	1.0000000	1.0000000	1.0000000

Standardized Scoring Coefficients					
	Factor1	Factor2	Factor3	Factor4	Factor5
FAT	0.28936	-0.06988	-0.04237	0.00381	0.02569
THIGH	0.31393	-0.14536	0.02392	0.04761	-0.05469
WEIGHT	0.13644	0.12048	-0.06888	0.02171	0.05285
CHEST	0.15083	0.07313	-0.07584	0.03764	0.08247
CHNUP	-0.29306	0.13152	0.03451	-0.00038	0.06225
HEIGHT	-0.14217	0.34220	0.05342	-0.09448	-0.02995
SHLDR	-0.08382	0.29781	0.08929	0.14300	-0.03256
PELVIC	-0.06872	0.27902	-0.08177	0.02901	0.26922
BREATH	-0.09545	0.25885	0.19656	-0.16318	-0.19523
RECVR	0.00868	0.05776	0.52357	0.19887	-0.09300
PULSE	-0.11130	0.10418	0.43641	-0.09803	0.02020
SPEED	-0.13826	0.07070	-0.18990	0.06147	-0.25082
ID	-0.00834	0.05494	0.03790	0.48301	0.12297
REACT	-0.05296	0.06765	-0.05487	-0.50363	0.16963
DIAST	-0.03339	0.08688	0.03015	-0.04748	0.63885
ENDUR	-0.08483	-0.01880	-0.11405	0.07550	0.31886

***The FACTOR Procedure
Rotation Method: Varimax***


Plot of Factor Pattern for Factor1 and Factor2



ID=A	REACT=B	HEIGHT=C	WEIGHT=D	SHLDR=E
PELVIC=F	CHEST=G	THIGH=H	PULSE=I	DIAST=J
CHNUP=K	BREATH=L	RECVR=M	SPEED=N	ENDUR=O
FAT=P				


***The FACTOR Procedure
Rotation Method: Varimax***

Plot of Factor Pattern for Factor1 and Factor3




***The FACTOR Procedure
Rotation Method: Varimax***

Plot of Factor Pattern for Factor1 and Factor4




***The FACTOR Procedure
Rotation Method: Varimax***

Plot of Factor Pattern for Factor1 and Factor5



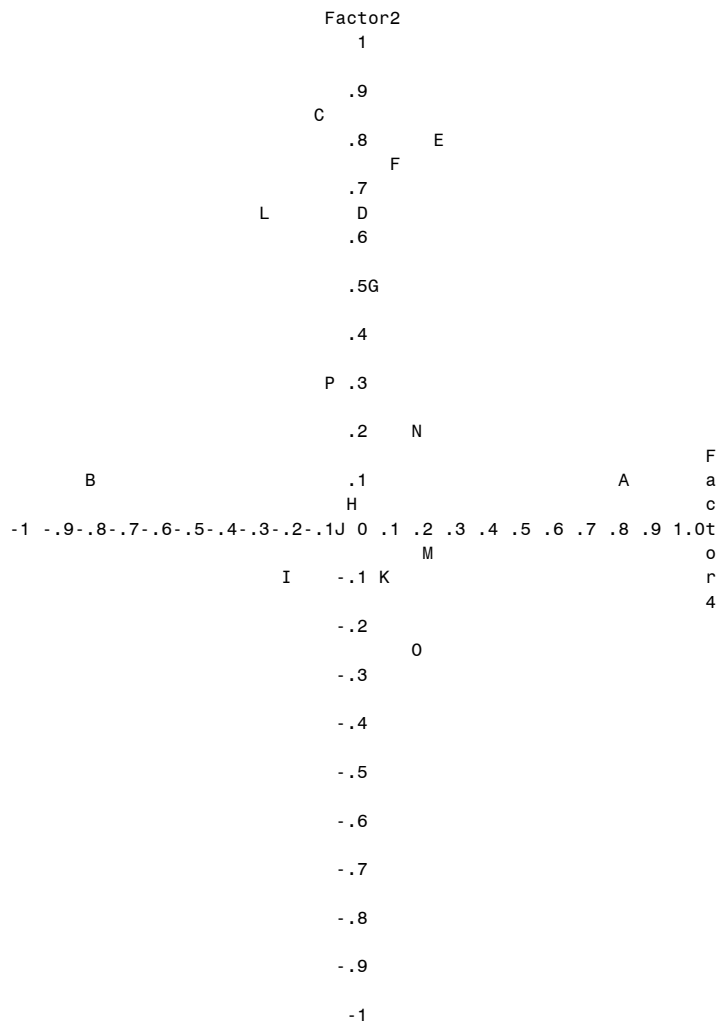
***The FACTOR Procedure
Rotation Method: Varimax***

Plot of Factor Pattern for Factor2 and Factor3



***The FACTOR Procedure
Rotation Method: Varimax***


Plot of Factor Pattern for Factor2 and Factor4



ID=A	REACT=B	HEIGHT=C	WEIGHT=D	SHLDR=E
PELVIC=F	CHEST=G	THIGH=H	PULSE=I	DIAST=J
CHNUP=K	BREATH=L	RECVR=M	SPEED=N	ENDUR=O
FAT=P				


***The FACTOR Procedure
Rotation Method: Varimax***

Plot of Factor Pattern for Factor2 and Factor5




***The FACTOR Procedure
Rotation Method: Varimax***

Plot of Factor Pattern for Factor3 and Factor5



***The FACTOR Procedure
Rotation Method: Varimax***

Plot of Factor Pattern for Factor4 and Factor5



The FACTOR Procedure

Means and Standard Deviations from 50 Observations		
Variable	Mean	Std Dev
REACT	0.31620	0.048215
HEIGHT	177.90600	6.703134
WEIGHT	78.35240	11.468370
SHLDR	40.95200	1.586067
PELVIC	28.10600	1.437176
CHEST	90.62000	5.970916
THIGH	16.13000	6.101865
PULSE	73.08000	12.910745
DIAST	74.60000	8.113984
CHNUP	6.28000	4.380103
BREATH	193.34000	25.454730
RECVR	115.54000	11.179811
SPEED	5.48000	0.363655
ENDUR	4.17400	0.564172
FAT	13.78240	7.347631

**EX6.2 - ANTHROPOMETRIC AND PHYSICAL FITNESS MEASUREMENTS OF
POLICE DEPARTMENT APPLICANTS**

The FACTOR Procedure

Correlations									
	REACT	HEIGHT	WEIGHT	SHLDR	PELVIC	CHEST	THIGH	PULSE	DIAST
REACT	1.00000	0.22235	0.05623	-0.09378	-0.05589	-0.03182	0.13240	0.16311	0.14732
HEIGHT	0.22235	1.00000	0.63534	0.65429	0.58589	0.42592	0.22319	-0.18151	-0.18655
WEIGHT	0.05623	0.63534	1.00000	0.66562	0.64702	0.88869	0.55422	-0.26384	-0.05170
SHLDR	-0.09378	0.65429	0.66562	1.00000	0.58244	0.55449	0.20457	-0.16824	-0.14488
PELVIC	-0.05589	0.58589	0.64702	0.58244	1.00000	0.52205	0.20749	-0.32295	0.14774
CHEST	-0.03182	0.42592	0.88869	0.55449	0.52205	1.00000	0.39780	-0.24628	-0.00842
THIGH	0.13240	0.22319	0.55422	0.20457	0.20749	0.39780	1.00000	-0.00622	0.04868
PULSE	0.16311	-0.18151	-0.26384	-0.16824	-0.32295	-0.24628	-0.00622	1.00000	0.23409
DIAST	0.14732	-0.18655	-0.05170	-0.14488	0.14774	-0.00842	0.04868	0.23409	1.00000
CHNUP	-0.15846	-0.27601	-0.57578	-0.27387	-0.15816	-0.45359	-0.66953	0.15478	0.05375
BREATH	0.15953	0.58783	0.45020	0.36765	0.35357	0.34730	0.20652	-0.06436	-0.16483
RECVR	-0.12957	-0.12126	-0.12188	-0.02394	-0.20686	-0.08323	0.20313	0.50389	0.15384
SPEED	-0.14934	0.21563	-0.05264	0.20175	0.04124	-0.16241	-0.20804	-0.29958	-0.32092
ENDUR	-0.05255	-0.18916	-0.36798	-0.24478	-0.22935	-0.32754	-0.33573	0.00730	0.13366
FAT	0.16481	0.36511	0.80951	0.33063	0.41322	0.72462	0.84421	-0.09483	0.04465

Correlations						
	CHNUP	BREATH	RECVR	SPEED	ENDUR	FAT
REACT	-0.15846	0.15953	-0.12957	-0.14934	-0.05255	0.16481
HEIGHT	-0.27601	0.58783	-0.12126	0.21563	-0.18916	0.36511
WEIGHT	-0.57578	0.45020	-0.12188	-0.05264	-0.36798	0.80951
SHLDR	-0.27387	0.36765	-0.02394	0.20175	-0.24478	0.33063
PELVIC	-0.15816	0.35357	-0.20686	0.04124	-0.22935	0.41322
CHEST	-0.45359	0.34730	-0.08323	-0.16241	-0.32754	0.72462
THIGH	-0.66953	0.20652	0.20313	-0.20804	-0.33573	0.84421
PULSE	0.15478	-0.06436	0.50389	-0.29958	0.00730	-0.09483
DIAST	0.05375	-0.16483	0.15384	-0.32092	0.13366	0.04465
CHNUP	1.00000	-0.35762	-0.06025	0.32390	0.21278	-0.69117
BREATH	-0.35762	1.00000	0.09128	-0.03122	-0.31457	0.29870
RECVR	-0.06025	0.09128	1.00000	-0.43652	-0.07280	0.06652
SPEED	0.32390	-0.03122	-0.43652	1.00000	-0.02248	-0.20551
ENDUR	0.21278	-0.31457	-0.07280	-0.02248	1.00000	-0.40546
FAT	-0.69117	0.29870	0.06652	-0.20551	-0.40546	1.00000

**EX6.2 - ANTHROPOMETRIC AND PHYSICAL FITNESS MEASUREMENTS OF
POLICE DEPARTMENT APPLICANTS**

**The FACTOR Procedure
Initial Factor Method: Maximum Likelihood**

Prior Commuality Estimates: SMC								
REACT	HEIGHT	WEIGHT	SHLDR	PELVIC	CHEST	THIGH	PULSE	DIAST
0.43327302	0.74642701	0.94073711	0.73988702	0.72886627	0.89250807	0.84259198	0.47263879	0.35875934

CHNUP	BREATH	RECVR	SPEED	ENDUR	FAT
0.71587234	0.50649838	0.58340532	0.62235763	0.28692528	0.93750738

Preliminary Eigenvalues: Total = 62.2250448 Average = 4.14833632				
	Eigenvalue	Difference	Proportion	Cumulative
1	45.0397746	36.0684793	0.7238	0.7238
2	8.9712953	5.7571439	0.1442	0.8680
3	3.2141514	0.5487643	0.0517	0.9196
4	2.6653871	1.1212112	0.0428	0.9625
5	1.5441759	0.0401474	0.0248	0.9873
6	1.5040285	0.5148665	0.0242	1.0115
7	0.9891620	0.4442794	0.0159	1.0274
8	0.5448826	0.4398188	0.0088	1.0361
9	0.1050638	0.2296711	0.0017	1.0378
10	-0.1246073	0.0888343	-0.0020	1.0358
11	-0.2134417	0.1361614	-0.0034	1.0324
12	-0.3496030	0.0549062	-0.0056	1.0268
13	-0.4045092	0.1203960	-0.0065	1.0203
14	-0.5249052	0.2109050	-0.0084	1.0118
15	-0.7358101		-0.0118	1.0000

5 factors will be retained by the NFACTOR criterion.

Iteration	Criterion	Ridge	Change	Communalities								
				Communalities								
1	1.4462130	0.0000	0.3216	0.27784	0.90750	0.97656	0.67692	0.49074	0.90980	0.88450	0.34842	0.29435
				0.53165	0.37336	0.90501	0.58936	0.19221	0.95775			
2	1.3727907	0.0000	0.1714	0.44924	0.90056	0.97368	0.69783	0.50217	0.91056	0.91069	0.34950	0.18679
				0.53482	0.40610	1.00000	0.56468	0.19049	0.94759			
3	1.3547530	0.0000	0.1011	0.55035	0.90113	0.97335	0.70023	0.50795	0.91400	0.93346	0.36290	0.14267
				0.53867	0.41749	1.00000	0.51945	0.18087	0.94224			
4	1.3510559	0.0000	0.0381	0.58850	0.89787	0.97319	0.69362	0.51216	0.91573	0.94370	0.37064	0.13328
				0.53673	0.41591	1.00000	0.49421	0.17575	0.94147			

*The FACTOR Procedure
Initial Factor Method: Maximum Likelihood*

Iteration	Criterion	Ridge	Change	Communalities								
				Communalities								
5	1.3503942	0.0000	0.0204	0.60887	0.89477	0.97281	0.69046	0.51399	0.91723	0.94544	0.37426	0.13018
				0.53581	0.41459	1.00000	0.48406	0.17443	0.94167			
6	1.3502608	0.0000	0.0100	0.61886	0.89296	0.97259	0.68871	0.51469	0.91805	0.94531	0.37607	0.12947
				0.53527	0.41366	1.00000	0.48035	0.17415	0.94198			
7	1.3502311	0.0000	0.0050	0.62382	0.89201	0.97247	0.68790	0.51495	0.91847	0.94503	0.37694	0.12937
				0.53500	0.41315	1.00000	0.47882	0.17410	0.94216			
8	1.3502243	0.0000	0.0024	0.62622	0.89154	0.97241	0.68750	0.51506	0.91866	0.94486	0.37735	0.12939
				0.53486	0.41288	1.00000	0.47814	0.17409	0.94226			
9	1.3502227	0.0000	0.0012	0.62738	0.89131	0.97239	0.68731	0.51511	0.91876	0.94476	0.37755	0.12940
				0.53479	0.41275	1.00000	0.47783	0.17409	0.94230			
10	1.3502223	0.0000	0.0006	0.62794	0.89120	0.97237	0.68722	0.51513	0.91881	0.94471	0.37765	0.12941
				0.53476	0.41269	1.00000	0.47768	0.17409	0.94233			

Convergence criterion satisfied.

Significance Tests Based on 50 Observations			
Test	DF	Chi-Square	Pr > ChiSq
H0: No common factors	105	473.1958	<.0001
HA: At least one common factor			
H0: 5 Factors are sufficient	40	53.7839	0.0714
HA: More factors are needed			

Chi-Square without Bartlett's Correction	66.160895
Akaike's Information Criterion	-13.839105
Schwarz's Bayesian Criterion	-90.320025
Tucker and Lewis's Reliability Coefficient	0.901730

Squared Canonical Correlations				
Factor1	Factor2	Factor3	Factor4	Factor5
1.0000000	0.9864528	0.9298891	0.8552151	0.6953437

*The FACTOR Procedure
Initial Factor Method: Maximum Likelihood*

Eigenvalues of the Weighted Reduced Correlation Matrix: Total = 94.2680654 Average = 6.73343324				
	Eigenvalue	Difference	Proportion	Cumulative
1	Infty	Infty		
2	72.8157670	59.5526525	0.7724	0.7724
3	13.2631146	7.3563181	0.1407	0.9131
4	5.9067965	3.6244087	0.0627	0.9758
5	2.2823878	1.5748067	0.0242	1.0000
6	0.7075811	0.1211672	0.0075	1.0075
7	0.5864139	0.2073404	0.0062	1.0137
8	0.3790735	0.2137267	0.0040	1.0177
9	0.1653468	0.1429644	0.0018	1.0195
10	0.0223823	0.0949270	0.0002	1.0197
11	-0.0725446	0.1454124	-0.0008	1.0190
12	-0.2179570	0.0952176	-0.0023	1.0167
13	-0.3131747	0.1702114	-0.0033	1.0133
14	-0.4833861	0.2903498	-0.0051	1.0082
15	-0.7737358		-0.0082	1.0000

Factor Pattern					
	Factor1	Factor2	Factor3	Factor4	Factor5
RECVR	1	1.9584E-14	-3.026E-16	1.9136E-16	-3.254E-17
PULSE	0.50389072	-0.1945959	-0.0871122	0.0487754	0.27561355
SPEED	-0.4365154	-0.1294818	0.17123442	0.29858116	-0.3897026
WEIGHT	-0.1218807	0.95895628	0.18902446	-0.0456378	-0.0104648
FAT	0.06651871	0.91307096	-0.312291	-0.0484769	0.06580617
CHEST	-0.0832301	0.85373453	0.24075195	-0.3499894	0.0506235
THIGH	0.20312822	0.72563373	-0.5837608	0.16414251	-0.0958565
SHLDR	-0.0239439	0.59185024	0.49095072	0.18222879	-0.24918
HEIGHT	-0.1212571	0.58657867	0.45457634	0.56853925	0.05041491
PELVIC	-0.2068614	0.58102797	0.33755278	0.10606088	-0.0977859
BREATH	0.09127839	0.44302873	0.29501094	0.32257933	0.13022822
ENDUR	-0.0727951	-0.4065416	0.04335635	-0.0165307	0.03696264
CHNUP	-0.0602467	-0.6608838	0.2927555	-0.0602026	-0.0708563
REACT	-0.129575	0.09818251	-0.1682922	0.33603767	0.67845216
DIAST	0.15383829	-0.0208952	-0.1220804	-0.1647252	0.25156325

*The FACTOR Procedure
Initial Factor Method: Maximum Likelihood*

Variance Explained by Each Factor		
Factor	Weighted	Unweighted
Factor1	2.5448036	1.62770415
Factor2	72.8157670	4.90368487
Factor3	13.2631146	1.34836092
Factor4	5.9067965	0.86110178
Factor5	2.2823878	0.86514424

Final Communalities Estimates and Variable Weights		
Total Communality: Weighted = 96.812869 Unweighted = 9.605996		
Variable	Communality	Weight
REACT	0.62797040	2.6877327
HEIGHT	0.89119601	9.1909879
WEIGHT	0.97237461	36.1990669
SHLDR	0.68719064	3.1971113
PELVIC	0.51513802	2.0624119
CHEST	0.91880673	12.3160354
THIGH	0.94471334	18.0873827
PULSE	0.37770382	1.6068142
DIAST	0.12942491	1.1486505
CHNUP	0.53474783	2.1494398
BREATH	0.41265447	1.7026689
RECVR	1.00000000	Infty
SPEED	0.47765130	1.9145480
ENDUR	0.17409446	1.2107922
FAT	0.94232943	17.3392265

**EX6.2 - ANTHROPOMETRIC AND PHYSICAL FITNESS MEASUREMENTS OF
POLICE DEPARTMENT APPLICANTS**

*The FACTOR Procedure
Initial Factor Method: Maximum Likelihood*

Residual Correlations With Uniqueness on the Diagonal									
	REACT	HEIGHT	WEIGHT	SHLDR	PELVIC	CHEST	THIGH	PULSE	DIAST
REACT	0.37203	0.00029	0.00054	0.03545	-0.05223	-0.00264	-0.00089	0.02947	0.03344
HEIGHT	0.00029	0.10880	-0.00140	-0.00999	0.01118	0.00204	-0.00095	-0.00829	-0.01918
WEIGHT	0.00054	-0.00140	0.02763	0.00805	0.00464	-0.00110	-0.00004	0.00576	0.00528
SHLDR	0.03545	-0.00999	0.00805	0.31281	0.02419	0.00541	0.01277	0.06156	0.02381
PELVIC	-0.05223	0.01118	0.00464	0.02419	0.48486	-0.03040	-0.00183	-0.05447	0.27499
CHEST	-0.00264	0.00204	-0.00110	0.00541	-0.03040	0.08119	-0.00195	-0.01411	-0.01878
THIGH	-0.00089	-0.00095	-0.00004	0.01277	-0.00183	-0.00195	0.05529	0.00019	0.01248
PULSE	0.02947	-0.00829	0.00576	0.06156	-0.05447	-0.01411	0.00019	0.62230	0.08057
DIAST	0.03344	-0.01918	0.00528	0.02381	0.27499	-0.01878	0.01248	0.08057	0.87058
CHNUP	0.01619	0.00907	-0.00819	-0.03458	0.11401	0.01765	-0.00374	0.10450	0.09285
BREATH	-0.01925	0.01496	-0.00320	-0.06354	-0.00602	0.01195	-0.00175	-0.05007	-0.11323
RECVR	0.00000	0.00000	0.00000	0.00000	0.00000	0.00000	0.00000	0.00000	0.00000
SPEED	-0.00031	0.01071	-0.00450	0.03235	-0.10141	-0.00520	-0.01182	0.00294	-0.08835
ENDUR	-0.03429	0.02831	0.00444	-0.01497	-0.01747	-0.00461	0.00563	-0.04074	0.12963
FAT	0.00286	0.00379	-0.00047	-0.02963	0.01345	0.00552	0.00010	0.00635	-0.00917

Residual Correlations With Uniqueness on the Diagonal						
	CHNUP	BREATH	RECVR	SPEED	ENDUR	FAT
REACT	0.01619	-0.01925	0.00000	-0.00031	-0.03429	0.00286
HEIGHT	0.00907	0.01496	0.00000	0.01071	0.02831	0.00379
WEIGHT	-0.00819	-0.00320	0.00000	-0.00450	0.00444	-0.00047
SHLDR	-0.03458	-0.06354	0.00000	0.03235	-0.01497	-0.02963
PELVIC	0.11401	-0.00602	0.00000	-0.10141	-0.01747	0.01345
CHEST	0.01765	0.01195	0.00000	-0.00520	-0.00461	0.00552
THIGH	-0.00374	-0.00175	0.00000	-0.01182	0.00563	0.00010
PULSE	0.10450	-0.05007	0.00000	0.00294	-0.04074	0.00635
DIAST	0.09285	-0.11323	0.00000	-0.08835	0.12963	-0.00917
CHNUP	0.46525	-0.11705	0.00000	0.15226	-0.07136	0.00944
BREATH	-0.11705	0.58735	0.00000	-0.03009	-0.14009	-0.01269
RECVR	0.00000	0.00000	0.00000	0.00000	0.00000	0.00000
SPEED	0.15226	-0.03009	0.00000	0.52235	-0.09498	0.03534
ENDUR	-0.07136	-0.14009	0.00000	-0.09498	0.82591	-0.01911
FAT	0.00944	-0.01269	0.00000	0.03534	-0.01911	0.05767

**EX6.2 - ANTHROPOMETRIC AND PHYSICAL FITNESS MEASUREMENTS OF
POLICE DEPARTMENT APPLICANTS**

*The FACTOR Procedure
Initial Factor Method: Maximum Likelihood*

Root Mean Square Off-Diagonal Residuals: Overall = 0.05055719								
REACT	HEIGHT	WEIGHT	SHLDR	PELVIC	CHEST	THIGH	PULSE	DIAST
0.02359732	0.01166433	0.00437705	0.03155044	0.08733094	0.01211419	0.00607175	0.04594366	0.09667117

Root Mean Square Off-Diagonal Residuals: Overall = 0.05055719					
CHNUP	BREATH	RECVR	SPEED	ENDUR	FAT
0.07393835	0.06241732	0.00000000	0.06199344	0.06276165	0.01488285

**EX6.2 - ANTHROPOMETRIC AND PHYSICAL FITNESS MEASUREMENTS OF
POLICE DEPARTMENT APPLICANTS**

*The FACTOR Procedure
Initial Factor Method: Maximum Likelihood*

Partial Correlations Controlling Factors									
	REACT	HEIGHT	WEIGHT	SHLDR	PELVIC	CHEST	THIGH	PULSE	DIAST
REACT	1.00000	0.00144	0.00528	0.10391	-0.12297	-0.01520	-0.00618	0.06124	0.05876
HEIGHT	0.00144	1.00000	-0.02546	-0.05416	0.04867	0.02168	-0.01220	-0.03188	-0.06232
WEIGHT	0.00528	-0.02546	1.00000	0.08656	0.04005	-0.02323	-0.00111	0.04391	0.03404
SHLDR	0.10391	-0.05416	0.08656	1.00000	0.06211	0.03395	0.09710	0.13952	0.04563
PELVIC	-0.12297	0.04867	0.04005	0.06211	1.00000	-0.15323	-0.01119	-0.09915	0.42325
CHEST	-0.01520	0.02168	-0.02323	0.03395	-0.15323	1.00000	-0.02913	-0.06279	-0.07063
THIGH	-0.00618	-0.01220	-0.00111	0.09710	-0.01119	-0.02913	1.00000	0.00102	0.05689
PULSE	0.06124	-0.03188	0.04391	0.13952	-0.09915	-0.06279	0.00102	1.00000	0.10946
DIAST	0.05876	-0.06232	0.03404	0.04563	0.42325	-0.07063	0.05689	0.10946	1.00000
CHNUP	0.03891	0.04029	-0.07228	-0.09065	0.24004	0.09081	-0.02332	0.19420	0.14590
BREATH	-0.04117	0.05918	-0.02511	-0.14823	-0.01128	0.05471	-0.00968	-0.08281	-0.15835
RECVR	0.00000	0.00000	0.00000	0.00000	0.00000	0.00000	0.00000	0.00000	0.00000
SPEED	-0.00069	0.04491	-0.03743	0.08003	-0.20150	-0.02523	-0.06955	0.00516	-0.13102
ENDUR	-0.06186	0.09443	0.02938	-0.02945	-0.02760	-0.01781	0.02634	-0.05683	0.15288
FAT	0.01955	0.04785	-0.01188	-0.22059	0.08042	0.08064	0.00180	0.03354	-0.04093

Partial Correlations Controlling Factors						
	CHNUP	BREATH	RECVR	SPEED	ENDUR	FAT
REACT	0.03891	-0.04117	0.00000	-0.00069	-0.06186	0.01955
HEIGHT	0.04029	0.05918	0.00000	0.04491	0.09443	0.04785
WEIGHT	-0.07228	-0.02511	0.00000	-0.03743	0.02938	-0.01188
SHLDR	-0.09065	-0.14823	0.00000	0.08003	-0.02945	-0.22059
PELVIC	0.24004	-0.01128	0.00000	-0.20150	-0.02760	0.08042
CHEST	0.09081	0.05471	0.00000	-0.02523	-0.01781	0.08064
THIGH	-0.02332	-0.00968	0.00000	-0.06955	0.02634	0.00180
PULSE	0.19420	-0.08281	0.00000	0.00516	-0.05683	0.03354
DIAST	0.14590	-0.15835	0.00000	-0.13102	0.15288	-0.04093
CHNUP	1.00000	-0.22391	0.00000	0.30886	-0.11511	0.05764
BREATH	-0.22391	1.00000	0.00000	-0.05433	-0.20114	-0.06895
RECVR	0.00000	0.00000	0.00000	0.00000	0.00000	0.00000
SPEED	0.30886	-0.05433	0.00000	1.00000	-0.14461	0.20363
ENDUR	-0.11511	-0.20114	0.00000	-0.14461	1.00000	-0.08757
FAT	0.05764	-0.06895	0.00000	0.20363	-0.08757	1.00000

**EX6.2 - ANTHROPOMETRIC AND PHYSICAL FITNESS MEASUREMENTS OF
POLICE DEPARTMENT APPLICANTS**

*The FACTOR Procedure
Initial Factor Method: Maximum Likelihood*

Root Mean Square Off-Diagonal Partial: Overall = 0.09757115								
REACT	HEIGHT	WEIGHT	SHLDR	PELVIC	CHEST	THIGH	PULSE	DIAS
0.05401147	0.04615138	0.03933525	0.10118388	0.15609237	0.06230626	0.03779643	0.08488344	0.14601761

Root Mean Square Off-Diagonal Partial: Overall = 0.09757115					
CHNUP	BREATH	RECVR	SPEED	ENDUR	FAT
0.14738051	0.10731962	0.00000000	0.12923169	0.09454232	0.09428633