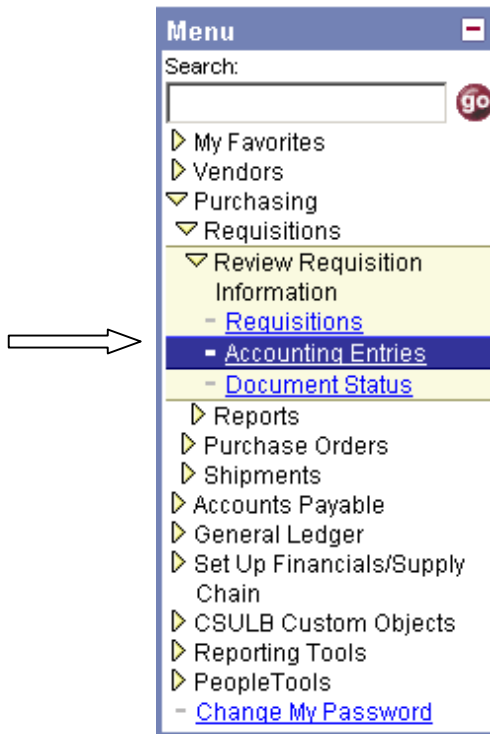


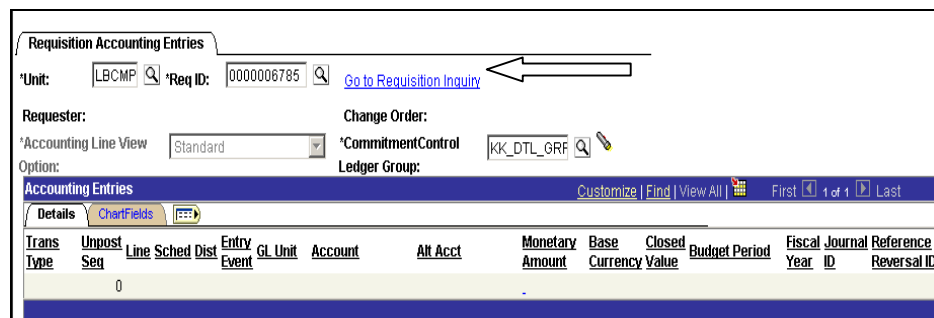
PeopleSoft Finance 8.4 – Requisition Accounting Lines Inquiry


- Purpose:** You want to find out the account distribution for your requisition number.

Navigate to the [Review Requisition Information](#) menu item, [Accounting Entries](#).



- Enter the inquiry criteria.
 - **Business Unit (LBCMP)**
 - **Requisition ID(0000006785)**



- Click on the Flashlight .

Requisition Accounting Entries

*Unit: LBCMP *Req ID: 0000006785 [Go to Requisition Inquiry](#)

Requester: KRANDIG Change Order:

*Accounting Line View: Standard *CommitmentControl: KK_DTL_GRP

Option: Ledger Group:

Accounting Entries Customize | Find | View All First 1-4 of 4 Last

Details **ChartFields**

Trans Type	Unpost Seq	Line	Sched	Dist	Entry Event	GL Unit	Account	Alt Acct	Monetary Amount	Base Currency	Closed Value	Budget Period	Fiscal Year	Journal ID
REQ_PREENC	0	1	1	1		LBCMP	250808		-3291	USD	Y		2003	00000067
REQ_PREENC	0	1	1	1		LBCMP	660003		3291	USD	Y		2003	00000067
REVERSAL	0	1	1	1		LBCMP	660003		-3291	USD	N		2003	00000180
REVERSAL	0	1	1	1		LBCMP	250808		3291	USD	N		2003	00000180

Utilize the scroll bar at the bottom of your screen to see any information to the right of the screen.

- Click on the **ChartFields** Tab

Requisition Accounting Entries

*Unit: LBCMP *Req ID: 0000006785 [Go to Requisition Inquiry](#)

Requester: KRANDIG Change Order:

*Accounting Line View: Standard *CommitmentControl: KK_DTL_GRP

Option: Ledger Group:

Accounting Entries Customize | Find | View All First 1-4 of 4 Last

Details **ChartFields**

Trans Type	Unpost Seq	Line	Sched	Dist	Entry Event	GL Unit	Account	Accounting Period	Oper Unit	Fund	Dept	Program	Class	Bud Ref	Prod
REQ_PREENC	0	1	1	1		LBCMP	250808		2	RAE03					
REQ_PREENC	0	1	1	1		LBCMP	660003		2	RAE03	00106	R0178			
REVERSAL	0	1	1	1		LBCMP	660003		2	RAE03	00106	R0178			
REVERSAL	0	1	1	1		LBCMP	250808		2	RAE03					

- Navigate back to the Menu Panel
The required exercise is complete.