


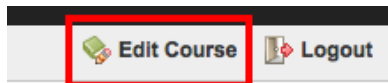
Activating a Course (formerly known as Course Availability)

You must activate your BeachBoard course before students can access it.

Activate a Course

When you activate a D2L course it becomes visible to students who are enrolled in it. Students will be able to enter the course within the StartDate and EndDate parameters that are set by the System Administrator.

1. In the upper right corner of the Course Home page, click  Edit Course.



2. This will open the Course Administration page. Under General, click Course Offering Information.

General



Edit the Course Offering name or code, change the location for this Course Offering, change the location stored, or modify other settings.







3. In the Course Offering Information page:
 - Active: Check the box next to Course is active .

Course Offering Information

Sample Course

Cancel

Save

* Course Offering Name: Sample Course
* Course Offering Code: DEV_SAMPLECOURSE
Course Template Name: Course Default
Course Template Code: COURSEDEFAULT
Department: Development Courses
Semester: Ongoing
Language: US English
Force Language: No
Active: Course is active
Public in ePortfolio: 0
Registration: False
Start Date: None
End Date: None
* Course Offering Path: /content/enforced/6720-DEV_SAMPLECOURSE/ ?
Course Address Book: Show course address book
Dark Color:  
Light Color:  
Soft Color:  

Cancel

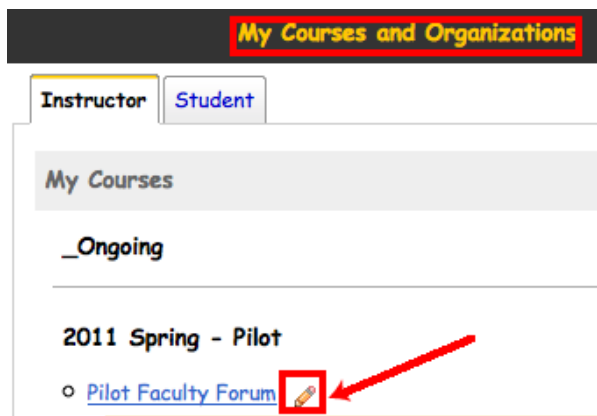
→ Save

4. Click Save.

Alternative Option:

Activate a Course from the My Home page

1. Locate the title of your course under My Courses and Organizations.
2. Click on the pencil icon located to the right of the course title.



3. In the Course Offering Information page, locate "Active: Course is Active."
4. Check the box next to Course is active.

Course Offering Information Sample Course

Cancel Save

* Course Offering Name: Sample Course
* Course Offering Code: DEV_SAMPLECOURSE
Course Template Name: Course Default
Course Template Code: COURSEDEFAULT
Department: Development Courses
Semester: Ongoing
Language: US English

Force Language: No
Active: Course is active

Public in ePortfolio: 0
Registration: False
Start Date: None
End Date: None

* Course Offering Path: /content/enforced/6720-DEV_SAMPLECOURSE/ ?

Course Address Book: Show course address book

Dark Color: v ↔
Light Color: v ↔
Soft Color: v ↔

Cancel → Save

5. Click Save.